

# ANNUAL REPORT | 2018



METROPOLITAN CHAMBER OF COMMERCE & INDUSTRY, DHAKA

# Table of Contents

## Annual Report 2018

<b>Contents</b>	<b>Pages</b>
<b>Office Bearers 2018</b>	03
<b>List of Presidents</b>	<b>04-06</b>
Proceedings of the hundred-and-fourteenth (114th) Annual General Meeting	<b>07-17</b>
<b>Annual Report of the Committee from the 1 July 2017 to the 30 June 2018</b>	<b>18-29</b>
Membership	
Chamber- Committee	
Sub- Committees	
Nominations on Various Bodies/ Advisory Committees	
Chamber Secretariat	
Visitors	
Chamber Building	
Certification and Legalization of Documents	
Holidays	
<b>Chamber Publications from the 1 July 2017 to the 30 June 2018</b>	<b>30-35</b>
<b>Yearly Report from the 1 July 2017 to the 30 June 2018</b>	<b>36-49</b>
High Level “Bangladesh – Japan B2B Conference”	
MCCI’S Third Quarterly Luncheon Meeting	
MCCI’s Representation on the Committee on E-Commerce Formed by the Ministry of Commerce	
Meeting on the 3rd Japan-Bangladesh Public-Private Economic Dialogue	
MCCI’S Initiative on Youth Engagement	
Youth Leadership program, the “Aragami 2017(Frontrunner 2017)”: Grand Finale	
Meeting with the NBR Chairman	
Meetings on Draft Trade Organisations Act, 2017 and Draft Companies Act, 2016	
1st Envoy Conference in Bangladesh	
VAT Day, 2017: MCCI recognized by NBR	
Meeting with Hon’ble Minister for Finance	
Meeting with the Chairman, National Board of Revenue	
Meeting with the Principal Secretary to the Hon’ble Prime Minister	
Meeting with the Chairman, Bangladesh Securities and Exchange Commission	
Post-Budget Discussion	

# Table of Contents

## Annual Report 2018

### Contents

### Pages

Meeting with the Hon'ble Minister for Commerce

Meeting at Anti-Corruption Commission on "Providing Corruption Free Public Service for Business Friendly Environment in Bangladesh"

"Dynamic Woman of the Year" Award Received by MCCI President

Nationwide Celebration of the Initiation of Bangladesh's Graduation from LDC Status

Thematic Discussion on "Technology, Innovation and Policy: How to Proceed"

Meeting with National Board of Revenue

Discussion on Budget –এবারের বাজেট ২০১৮-২০১৯ : আমাদের প্রত্যাশা

**MCCI's Budget Proposal for 2018-2019**

**50-112**

**Statistics**

**136-162**

## METROPOLITAN CHAMBER OF COMMERCE AND INDUSTRY, DHAKA

**OFFICE-BEARERS FOR 2018**

(As on 30 June 2018)

**Ms. Nihad Kabir**
**President**

Senior Partner

Syed Ishtiaq Ahmed &amp; Associates

**Mr. Golam Mainuddin**
**Vice-President**

Chairman

British American Tobacco Bangladesh Company Ltd.

**Members of the Committee**

Mr. Syed Tareque Md. Ali

Managing Director

Modern Industries (Bangladesh) Limited

Mr. M. Anis Ud Dowla

Chairman

Advanced Chemical Industries Limited

Mr. Tabith M. Awal

Managing Director

Kay &amp; Que (Bangladesh) Limited

Mr. Tapan Chowdhury

Managing Director

Square Pharmaceuticals Limited

Ms. Simeen Hossain

Managing Director &amp; CEO

Eskayef Pharmaceuticals Limited

Mr. A.K.M. Rafiqul Islam, FCA

Chairman

Rangamati Waterfront

Mr. Rubaiyat Jamil

Managing Director

ICE Technologies Limited

Mr. Habibullah N. Karim

Managing Director

Technohaven Company Limited

Mr. Hasan Mahmood, FCA

Partner

M.J. Abedin &amp; Co.

Mr. Syed Nasim Manzur

Managing Director

Apex Footwear Limited

Mr. Francois de Maricourt

Chief Executive Officer

The Hongkong and Shanghai Banking

Corporation Limited

**Mr. Farooq Ahmed**
**Secretary-General**

## LIST OF PAST PRESIDENTS

YEAR	NAME
1949	Mr. D.P. Fafalios
1950	Mr. A.C. Baxter
1951	Mr. C.E.C. Guthrie
1952	Mr. A.R. Faridi
1953	Mr. R.W.N. Ferguson
1954	Mr. A. Jalil
1955	Mr. M. M. Ispahani
1956	Mr. M. M. Ispahani
1957	Mr. A. A. Khalon
1958	Mr. W. R. Longwill
1959	Mr. M. Naser-ud-Deen Khan
1960	Mr. M. M. Ispahani
1961	Mr. A. A. Khalon
1962	Mr. A. Ahad
1963	Mr. M. H. Adamjee
1964	Mr. M. Ilahi
1965	Mr. Y. A. Bawany
1966	Mr. A. A. Khalon
1967	Mr. M. Ilahi
1968	Mr. M. Ilahi
1969	Mr. Rashid Ahmed

1970	Mr. Rashid Ahmed
1971	Mr. A. Qayyum
1972	Mr. Kamruddin Ahmed
1973	Mr. Kamruddin Ahmed
1974	Mr. Kamruddin Ahmed
1975	Mr. F. K. Ghuznavi
1976	Mr. Rashid Ahmed
1977	Mr. M. Anis Ud Dowla
1978	Mr. M. Anis Ud Dowla
1979	Mr. S. H. Kabir
1980	Mr. Mushfeq-Us-Saleheen
1981	Mr. M. Morshed Khan
1982	Mr. M. Morshed Khan
1983	Mr. Zeaul Huq
1984	Mr. S. H. Kabir
1985	Mr. M. R. Siddiqi
1986	Mr. M. R. Siddiqi
1987	Mr. Habibullah Khan
1988	Mr. Habibullah Khan
1989	Mr. Salman F. Rahman
1990	Mr. Syed Manzur Elahi
1991	Mr. Syed Manzur Elahi
1992	Mr. M. Morshed Khan
1993	Mr. Latifur Rahman
1994	Mr. Latifur Rahman
1995	Mr. M. Anis Ud Dowla

1996	Mr. Samson H. Chowdhury
1997	Mr. Samson H. Chowdhury
1998	Mrs. Laila Rahman Kabir
1999	Mr. Mahbub Jamil
2000	Mr. Latifur Rahman
2001	Mr. Latifur Rahman
2002	Mr. Tapan Chowdhury
2003	Mr. Tapan Chowdhury
2004	Mr. Kutubuddin Ahmed
2005	Mr. Kutubuddin Ahmed
2006	Mr. Latifur Rahman
2007	Mr. Latifur Rahman
2008	Mr. Latifur Rahman
2009	Mr. Abdul Hafiz Choudhury, FCA
2010	Mr. M. Anis Ud Dowla
2011	Maj. Gen. Amjad Khan Chowdhury (Retd.)
2012	Maj. Gen. Amjad Khan Chowdhury (Retd.)
2013	Ms. Rokia Afzal Rahman
2014	Ms. Rokia Afzal Rahman
2015	Mr. Syed Nasim Manzur
2016	Mr. Syed Nasim Manzur
2017	Ms. Nihad Kabir
2018	Ms. Nihad Kabir

**Note:** The List of Past Presidents from 1904 to 1948 is Not Available.

**PROCEEDINGS OF  
THE HUNDRED-AND-FOURTEENTH (114TH)  
ANNUAL GENERAL MEETING**





**PROCEEDINGS**  
**OF**  
**THE HUNDRED-AND-FOURTEENTH (114TH) ANNUAL GENERAL MEETING**  
**OF**  
**METROPOLITAN CHAMBER OF COMMERCE AND INDUSTRY, DHAKA**  
**HELD AT**  
**THE CONFERENCE HALL ON THE 5TH FLOOR OF THE**  
**CHAMBER BUILDING, 122-124, MOTIJHEEL C.A., DHAKA**  
**ON THURSDAY, 20 DECEMBER, 2018 AT 12.30 P.M.**

The following members were present:

Sl. No.	Name of member-firm	Representative's Name and Designation
01.	ACI Chemicals Limited	Mr. M. Anis Ud Dowla, Chairman & Managing Director
02.	ACI Edible Oils Limited	Mr. M. Anis Ud Dowla, Chairman
03.	ACI Foods Limited	Mr. M. Anis Ud Dowla, Chairman
04.	ACI Formulations Limited	Mr. M. Anis Ud Dowla, Chairman
05.	ACI Godrej Agrovet Private Ltd.	Mr. M. Anis Ud Dowla, Chairman
06.	ACI HealthCare Limited	Mr. M. Anis Ud Dowla, Chairman
07.	ACI Logistics Limited	Mr. M. Anis Ud Dowla, Chairman
08.	ACI Motors Limited	Mr. M. Anis Ud Dowla, Chairman
09.	ACI Pure Flour Limited	Mr. M. Anis Ud Dowla, Chairman
10.	ACI Salt Limited	Mr. M. Anis Ud Dowla, Chairman
11.	ACNABIN, Chartered Accountants	Mr. Md. Rokonzaman FCA Partner
12.	Advanced Chemical Industries Ltd.	Mr. M. Anis Ud Dowla, Chairman
13.	Agricultural Marketing Co. Limited	Mrs. Uzma Chowdhury Director
14.	Amann Bangladesh Limited	Mr. Md. Rokonzaman Managing Director

Sl. No.	Name of member-firm	Representative's Name and Designation
15.	American Life Insurance Company	Mr. Syed Hammadul Karim General Manager, Bangladesh
16.	Apex Footwear Limited	Mr. Md. Omar Faruque Company Secretary
17.	Apex Pharma Limited	Mr. Md. Omar Faruque Company Secretary
18.	Apex Tannery Ltd.	Mr. Sushanta Kumar Paul Company Secretary
19.	Bank Asia Ltd.	Mr. Md. Monzur Morshed Bhuiyan
20.	Bengal Glass Works Ltd.	Mr. Tahmid Ahmed Director
21.	Bengal Shipping Lines Ltd.	Mr. Mohammed Adibur Rahman Director
22.	BSRM Steels Limited	Mr. Kazi Anwar Ahmed Head of Dhaka Corporate Office
23.	Central Depository Bangladesh Limited	Mr. Md. Abdul Mutaleb Chief Technology Officer
24.	Consumer Products Ltd.	Mr. Md. Omar Faruque General Manager
25.	Desh Garments Limited	Ms. Vidiya Amrit Khan Deputy Managing Director
26.	Elite Iron & Steel Industries Limited	Mr. Shafat Zameel, Client Business Partner, Manager, Project & Corporate
27.	GrameenPhone Ltd.	Mr. K.M. Sabbir Ahmed, Deputy Director, Head of Industrial Relations. Mr. Md. Asaduzzaman Senior Specialist Industrial Relations
28.	HRC Shipping Ltd.	Mr. S.M. Mahfuzul Huq Executive Director
29.	HRC Syndicate Ltd.	Mr. Ghulam Faruque Alam Asstt. General Manager
30.	Hongkong and Shanghai Banking Corporation Limited	Mr. Md. Mahbub Ur Rahman Deputy CEO Mr. Riaz A. Choudhury Country Head of Corporate
31.	ICE Technologies Limited	Mr. Mahbub Jamil Chairman Mr. Rubaiyat Jamil Managing Director

Sl. No.	Name of member-firm	Representative's Name and Designation
32.	Industrial and Infrastructure Development Finance Co. Ltd. (IIDFC)	Mr. Md. Golam Sarwar Bhuiyan
33.	Kapna Tea Co. Ltd.	Mr. Kamran T. Rahman Chairman & Managing Director Mr. Kaihan N. Rahman Director
34.	Karnaphuli Limited	Mr. S.B. Zaman Executive Director
35.	Karnaphuli Fertilizer Company Limited	Mr. S. M. Aminur Rahman
36.	Khadim Ceramics Limited	Mr. Abul Hashem Mazumder Head of HR
37.	Libra Infusions Ltd.	Mr. M.M Mohashin Asst. Manager, Business Development
38.	M.J. Abedin & Co.	Mr. Hasan Mahmood, FCA Partner
39.	Maasranga Communications Ltd.	Mr. Md. Shahidul Alam Manager, Human Resources
40.	MABS & J Partners	Mr. C.R. Mazumder FCA Managing Partner Mr. Nasir Uddin Ahmed, FCA, FCS Senior Partner
41.	Mirpur Ceramic Works Ltd.	Mr. Abul Hashem Mazumder Head of HR
42.	Modern Industries (Bangladesh) Ltd.	Mr. Syed Tareque Md. Ali Managing Director
43.	MTB Securities Ltd.	Mr. Md. Nazrul Islam Mazumder Chief Executive Officer
44.	Mutual Trust Bank Ltd. (MTB)	Mr. Anis A. Khan Managing Director & CEO
45.	New Dacca Industries Limited	Mr. Mohammed Humayun Kabir, FCA Chief Executive Officer
46.	Nestle Bangladesh Ltd.	Mr. Mohammed Humayun Kabir, FCA Chief Executive Officer
47.	Nitol Insurance Co. Ltd.	Mr. S.M. Mahbulul Karim Managing Director & CEO
48.	Octagon Fibres & Chemicals Limited	Mr. Shafat Zameel Client Business Partner Manager, Project & Corporate

Sl. No.	Name of member-firm	Representative's Name and Designation
49.	Pioneer Insurance Co. Ltd.	Mr. Md. Manirul Islam Managing Director and CEO
50.	Premiaflex Plastics Limited	Mr. M. Anis Ud Dowla Chairman
51.	Pubali Jute Mills Limited	Mr. Kamran T. Rahman Chairman & Managing Director Mr. Kaihan N. Rahman Dy. Managing Director
52.	Rahimafrooz Accumulators Limited	Mr. Mohammad Zahid Hossain Group Chief Financial Officer
53.	Rahimafrooz Batteries Limited	Mr. Mohammad Zahid Hossain Group Chief Financial Officer
54.	Rahimafrooz Distribution Limited	Mr. Mohammad Zahid Hossain Group Chief Financial Officer
55.	Rahimafrooz Globatt Limited	Mr. Mohammad Zahid Hossain Group Chief Financial Officer
56.	Rahimafrooz Renewable Energy Limited	Mr. Mohammad Zahid Hossain Group Chief Financial Officer
57.	Rahman Rahman Huq	Mr. Adeb H Khan, FCA Senior Partner
58.	Rangamati Waterfront	Mr. A.K.M. Rafiqul Islam, FCA Chairman
59.	Shinepukur Ceramics Limited	Mr. Mohammed Humayun Kabir, FCA Chief Executive Officer
60.	Square Air Limited	Mr. Md. Shahidul Alam Manager, Human Resources
61.	Square Fashions Limited	Mr. Md. Shahidul Alam Manager, Human Resources
62.	Square Food & Beverage Ltd	Mr. Md. Shahidul Alam Manager, Human Resources
63.	Square Formulations Limited	Mr. Md. Shahidul Alam Manager, Human Resources
64.	Square Herbal & Nutraceuticals Ltd.	Mr. Md. Shahidul Alam Manager, Human Resources
65.	Square Hospitals Ltd.	Mr. Md. Shahidul Alam Manager, Human Resources
66.	Square Informatix Limited	Mr. Md. Shahidul Alam Manager, Human Resources
67.	Square Pharmaceuticals Limited	Mr. Md. Shahidul Alam Manager, Human Resources

Sl. No.	Name of member-firm	Representative's Name and Designation
68.	Square Textile Limited	Mr. Md. Shahidul Alam Manager, Human Resources
69.	Square Toiletries Limited	Mr. Md. Shahidul Alam Manager, Human Resources
70.	Square Yarns Limited	Mr. Md. Shahidul Alam Manager, Human Resources
71.	Syed Ishtiaq Ahmed & Associates	Ms. Nihad Kabir Senior Partner
72.	Technohaven Company Limited	Mr. Habibullah N. Karim Founder & CEO
73.	Transcom Limited	Mr. A.K.M. Moinuddin Head of Management Assurance
74.	Transcom Beverages Limited	Mr. Khurshid Irfan Chowdhury Managing Director & CEO
75.	Transcom Cables Limited	Mr. A.K.M. Moinuddin Head of Management Assurance
76.	Transcom Consumer Products Ltd.	Mr. A.K.M. Moinuddin Head of Management Assurance
77.	Transcom Electronics Limited	Mr. A.K.M. Moinuddin Head of Management Assurance
78.	Transcom Foods Limited	Mr. A.K.M. Moinuddin Head of Management Assurance
79.	Transcom Limited	Mr. A.K.M. Moinuddin Head of Management Assurance
80.	Transcom Mobile Limited	Mr. A.K.M. Moinuddin Head of Management Assurance
81.	Transcom Technologies Limited	Mr. A.K.M. Moinuddin Head of Management Assurance
82.	Transcraft Limited	Mr. A.K.M. Moinuddin Head of Management Assurance
83.	United Insurance Company Limited	Mr. Rafiqul Islam Deputy Managing Director
84.	Vision Technologies Ltd.	Mr. Md. Shahidul Alam Manager, Human Resources

Ms. Nihad Kabir, President of the Chamber chaired the meeting.

As there was a quorum, the Chair called the hundred-and-fourteenth (114th) Annual General Meeting (AGM) of Metropolitan Chamber of Commerce and Industry, Dhaka (MCCI) to order.

The Chair extended a hearty welcome to all the members present and mentioned that the notice for the 114th AGM along with the requisite papers was circulated to all members on 25 November, 2018.

The Chair then mentioned that she would shortly take up the agenda. But prior to that, as was customary, she would inform the members about the Chamber's activities during the period from 1 July to 19 December, 2018 which had not been included in the yearly report that had been circulated.

The Chair mentioned that the Chamber had been constantly remained engaged on various policy issues advocating and upholding the interests of its members as well as of the nation. Regular meetings with the Hon'ble Finance Minister, the Commerce Minister, Chairman of the National Board of Revenue, the Principal Coordinator on SDG Affairs at the PMO, Principal Secretary to the Hon'ble Prime Minister, and the Chairman of BIDA were held to keep the policy-makers informed of the Chamber's points of view on different issues of interest while discharging its role as a leading Chamber in the country. Often, the committee members had informal meetings with policy makers and senior government officials to highlight the importance of maintaining continuity of business policies, reducing the cost of doing business, ensuring good governance in financial sector, among others. Besides, the Chamber had been regularly giving its views and opinions on various business related issues based on research and analysis to the Government.

The Chair also mentioned that the implementation of SDGs had been a top priority agenda for the Government. The Government had already made a detailed time-bound action plan for government agencies to attain the SDGs. MCCI had pointed out the lack of inclusion of the private sector in the implementation of SDGs following the government's plan of action. In this regard, the Chamber had undertaken an ongoing study in partnership with the Innovation, Creativity and Entrepreneurship (ICE) Center of the University of Dhaka. The findings of the study would be shared with the members soon.

The Chamber had also put constant emphasis on environmental issues and had been raising awareness of the consequences of environmental pollution. In that context, the Chamber, jointly with Adam Smith International, UKAid, and Economic Dialogue on Green Growth (EDGG) organized a dialogue on "Green Growth and Compliance" on 9 September 2018 at the MCCI conference hall. The dialogue was attended by various business leaders and industry champions, pioneers in creating and converting their facilities into eco-friendly enterprises and contributing towards the country's transitioning to a green economy. The discussion emphasized reviewing policies and creating institutional structures around environmental and water quality regulations. The participants also suggested building knowledge management resources and networks to allow sustained dialogues at the decision making level on the achievements of scaled up greening, especially at the international level. Bangladesh, recognized as one of the best countries in terms of its policies, rules and regulations, lacked in implementation. The dialogue pointed out that it was time for Bangladeshi manufacturers to adopt their own green compliance strategies in order to access related business opportunities in the global market.

The Chair also added that, the Chamber had been working with a number of institutions simultaneously on different fronts. MCCI, in collaboration with the University of Liberal Arts, Bangladesh (ULAB), had undertaken a research work to identify the impact of technological changes on some of the major industrial sectors. Considering its members' needs, MCCI envisaged that technological advancement and its inclusion in the manufacturing and service sectors were likely to bring a significant change in the mode of operation and service delivery. Considering this as either a future threat or an opportunity, MCCI thought of undertaking this study to find out what policy options were available or what new policies could be introduced to accommodate these technological changes and reduce the cost of business in order to remain competitive domestically and globally, while maintaining the job growth.

Then the Chair mentioned the interest of the Chamber on entrepreneurship development. She mentioned that the Chamber had undertaken major initiatives to promote young entrepreneurship and develop leadership among the country's young generation. The Chamber came to know that a good number of young entrepreneurs had been entering the market with new innovations and start-up businesses. Entry of the new entrepreneurs in the market not only diversified the relevant sectors but also created added synergy, opening up new windows of opportunity for employment and product diversification. She said that she was surprised to know that a Bangladeshi company produced commercial robots and exported them to the Korean market. As Bangladesh approached the 4th industrial revolution, there would be ample new and varied opportunities coming in, and the nation would need to know the right one to tap. Keeping these new start-up businesses in mind, the Chamber was seriously contemplating rendering necessary support to those new entrepreneurs in order to facilitate their smooth functioning and help ensure that they reached a sustainable level and did not fade away during the initial journey.

Next, the Chair apprised the members of some of the in-house developments of the Chamber. She mentioned that the Certificate of Origin (CO) Section had been renovated with adequate staff, equipment and fittings which speeded up services of the section. Now, an applicant did not have to wait more than 15 minutes to get a certificate of origin. Besides, fixing the air conditioners, befitting furniture had also been added for the representatives to sit and wait in a comfortable environment. Pure drinking water facilities had also been installed.

The Chair then mentioned the procurement of the Chamber's second office space at Police Plaza Concord, Tower -2, Level 6, Plot - 2, Road - 144, Gulshan-1, Dhaka 1212. This had been done considering the convenience of the members to attend Chamber events more frequently and easily. She also mentioned that the day-to-day functions of the Chamber Secretariat would be carried out from the current location in Motijheel since most of the government offices were still in this area. However, Chamber's meetings, seminars and other events would be held in both Motijheel and Gulshan office. The office space of 7,461 sq feet cost Tk 150 million to the Chamber, for which the Chamber did not ask for any assistance from its very distinguished members, rather spent 80% of its bank savings. She also mentioned that the Chamber would need some assistance from the esteemed members for the interior decoration of the office, and for future activities. The Chamber would send a formal request soon to its members in this regard. The Chair expected to use the new premises in Gulshan by mid-2019. She mentioned that the owner of the space was ACI Limited who had sold the asset to the Chamber at a discounted price, well below the market rate. The Chairman of ACI Limited, also a distinguished former President of this Chamber, had offered an additional discount to minimize the strain on the Chamber's financial resources as far as possible. In order to recognize and honor his generosity, the Chamber Committee decided to name the principal hall room as the "M. Anis Ud Dowla Conference Hall". All the members present supported the decision.

The Chair then took up the agenda one by one.

At the request of the Chair, Mr. M. Anis Ud Dowla, Chairman, Chamber Finance and Membership Sub-Committee moved the first resolution:

"That the Income and Expenditure Account for the period from July 2017 to June 2018 and the Balance Sheet as of 30 June, 2018, as audited and certified by the Chamber's Auditors, be received and passed."

Mr. Shahidul Alam of Square Pharmaceuticals Ltd seconded the resolution, which was passed without dissent.

Then at the request of the Chair the former President of the Chamber, Mr. Mahbub Jamil moved the second resolution:

"That the Annual Report and the Yearly Report on the proceedings of the Chamber Committee for the period from 1 July, 2017 to 30 June, 2018 be received and passed."

Mr. Abul Hashem Mazumder of Mirpur Ceramics seconded it.

Next, the Chair mentioned that the member-firms had been informed earlier that in 2018, there were 4 (four) vacancies on the Committee all representing Ordinary members. 3 (three) nominations for four vacancies of Ordinary members had been received and all of them had been found valid. Notices for withdrawal had been issued. No nomination had been withdrawn. As there had been 3 (three) valid candidates against 4 (four) vacant seats representing Ordinary members, no election (polling) had been required and the following 3 (three) valid candidates from Ordinary members had been declared ipso facto elected to the Chamber Committee for the term, 2019-2021:

Sl. No.	Name of candidate	Designation of candidate and name of the member-firm
1.	Mrs. Uzma Chowdhury	Director, Agricultural Marketing Co. Ltd.
2.	Mr. Anis A. Khan	Managing Director & CEO, Mutual Trust Bank Limited
3.	Mr. Adeeb Hossain Khan, FCA	Senior Partner, Rahman Rahman Huq

The Chair, on behalf of all Members of the Chamber, sincerely thanked Ms. Rokia Afzal Rahman, Chairman of the Election Board, Mr. Tahmid Ahmed and Mr. Kaihan N. Rahman, Members of the Election Board for the time they had spent in conducting the election formalities.

She also recorded the Chamber's thanks to and appreciation for Mr. Syed Manzur Elahi, Chairman of the Appeal Board, Mr. Nasir A. Choudhury and Mr. Md. Samsul Alam Mallick, FCA, members of the Appeal Board, for having agreed to be on the Appeal Board.

The Chair expressed her gratefulness to the above lady and gentlemen.

The Chair then announced the full Committee of the Chamber for the year 2019

01.	Mr. Syed Tareque Md. Ali	Managing Director Modern Industries (Bangladesh) Limited
02.	Mr. M. Anis Ud Dowla	Chairman Advanced Chemical Industries Limited
03.	Mr. Tapan Chowdhury	Managing Director Square Pharmaceuticals Limited
04.	Mrs. Uzma Chowdhury	Director Agricultural Marketing Company Limited
05.	Ms. Simeen Hossain	Managing Director & CEO Eskayef Pharmaceuticals Limited
06.	Mr. A.K.M. Rafiqul Islam, FCA	Chairman Rangamati Waterfront
07.	Ms. Nihad Kabir	Senior Partner Syed Ishtiaq Ahmed & Associates
08.	Mr. Anis A. Khan	Managing Director & CEO Mutual Trust Bank Limited
09.	Mr. Adeeb Hossain Khan, FCA	Senior Partner RahmanRahmanHuq
10.	Mr. Hasan Mahmood, FCA	Partner M.J. Abedin & Co.

11.	Mr. GolamMainuddin	Chairman, British American Tobacco Bangladesh Company Limited
12.	Mr. Syed Nasim Manzur	Managing Director, Apex Footwear Limited

Then the Chair informed the members that Ms. Nihad Kabir (Herself) and Mr. Golam Mainuddin had been re-elected as the President and the Vice-President respectively of the Chamber for the year 2019 at the 1st meeting of the new Committee held on 28 November 2018.

The Chair then formally moved –

“That the report of the election board declaring 3 (three) candidates from Ordinary members elected to the Chamber Committee for the term 2019-2021 and the election of the President and the Vice-President for the year 2019, as announced, be confirmed.”

Mr. Tahmid Ahmed of Bengal Glass Works Limited seconded the resolution.

Then again, at the request of the Chair, the Chairman of the Finance and Membership Sub-Committee, Mr. M. Anis Ud Dowla, moved the next resolution:

“That Messrs. A. Qasem & Co., Chartered Accountants, be and are hereby appointed as the Chamber’s Auditors for the year 2018-2019 at a fee of Tk.90,000/-”

Mr. M. Humayun Kabir, FCA of New Dacca Industries Limited seconded the proposal.

Thus with the conclusion of the formal agenda of the 114th Annual General Meeting, the Chair proposed a vote of thanks for the members of the Committee, for their whole-hearted support to chair while discharging her responsibilities. She also extended her gratitude to the outgoing members of the Committee for their kind support in upholding the interest of the business community. Through outstanding team-work, they reflected the group wisdom on all issues which came before the Committee.

The Chair also thanked the members of the Chamber Secretariat for their hard work and the quality of output of MCCI, in particular, the Secretary-General for his excellent work in maintaining the efficiency and quality of the MCCI activities.


The Chair once again thanked everyone present and requested Mr. Anis A. Khan, former Vice-President of the Chamber to deliver the vote of thanks.

Mr. Anis A. Khan started his vote of thanks by congratulating the newly elected committee members and extended his heartiest gratitude to the re-elected President and the Vice-President. Then he thanked and appreciated the participation of the representatives from the member organizations at the AGM.

Next, he expressed his sincere thanks to the former Presidents of the Chamber for carrying forward the flag of success over the decades. Mr. Khan then emphasized the keen sense of commitment, support and cooperation of the members on the achievements of the Chamber over the past years.

Then he mentioned the upcoming National Parliamentary Election and its impact on the overall business activities. He also appreciated and thanked the Chamber Secretariat for organizing the 110th Anniversary successfully in 2014, which remains as a mile stone event for the Chamber.

Finally, he concluded by thanking everyone present and inviting them to lunch in the Chamber dining hall.



**ANNUAL REPORT  
OF THE COMMITTEE  
FOR THE PERIOD  
FROM 1 JULY 2017  
TO 30 JUNE 2018**



## ANNUAL REPORT OF THE COMMITTEE FOR THE PERIOD FROM 1 JULY 2017 TO 30 JUNE 2018

The Chamber Committee takes pleasure in submitting the Annual Report for the period from 1 July 2017 to 30 June 2018 to the members of the Chamber.

### MEMBERSHIP:

#### New Members:

During the period, following organizations joined the Chamber as new members

#### Ordinary members

1. Apex Convenience Foods Limited
2. MABS & J Partners
3. Envoy Textiles Limited
4. Marico Bangladesh Limited
5. Aristopharma Limited

#### Change of company name

1. Industrial Promotion and Development Company of Bangladesh Limited changed its name to IPDC Finance Limited.

#### Resignation

The following firms resigned from the Ordinary membership of the Chamber:

1. Soiltech International Limited
2. Elite International Limited
3. W.W. Avion Tours & Travels Limited

### CHAMBER COMMITTEE:

At the commencement of the period, i.e., on 1 July 2017, the Chamber Committee consisted of the following members:

01.	Ms. Nihad Kabir	President	Senior Partner, Syed Ishtiaq Ahmed & Associates
02.	Mr. Golam Mainuddin	Vice-President	Chairman, British American Tobacco Bangladesh Company Limited
03.	Mr. Syed Tareque Md. Ali	Member of the Committee	Managing Director Modern Industries (Bangladesh) Limited
04.	Mr. M. Anis Ud Dowla	”	Chairman, Advanced Chemical Industries Limited
05.	Mr. Tabith M. Awal	”	Managing Director, Kay & Que (Bangladesh) Limited

06.	Mr. Tapan Chowdhury	Member of the Committee	Managing Director, Square Pharmaceuticals Limited
07.	Ms. Simeen Hossain	”	Managing Director & CEO, Eskayef Pharmaceuticals Limited
08.	Mr. A.K.M. Rafiqul Islam, FCA	”	Chairman, Rangamati Waterfront
09.	Mr. Rubaiyat Jamil	”	Managing Director, ICE Technologies Limited
10.	Mr. Habibullah N. Karim	”	Managing Director, Technohaven Company Limited
11.	Mr. Hasan Mahmood, FCA	”	Partner, M.J. Abedin & Co.
12.	Mr. Syed Nasim Manzur	”	Managing Director, Apex Footwear Limited
13.	Mr. Francois de Maricourt	”	Chief Executive Officer, The Hongkong and Shanghai Banking Corporation Limited

At the 113th AGM held in December, 2017, the following 4(four) persons [3(three) from Ordinary members and 1(one) from Associate members] of the Chamber's Committee retired, under Article 34 of the Chamber's Articles of Association:

#### Ordinary members

1.	Ms. Simeen Hossain	On completion of one term of 3 years, under Article 34.
2.	Ms. Nihad Kabir	
3.	Mr. Syed Nasim Manzur	
4.	Mr. Syed Tareque Md. Ali	On completion of co-opted period, under Article 34.

Ms. Simeen Hossain, Ms. Nihad Kabir and Mr. Syed Nasim Manzur, each having served one term of 3 years, were eligible to seek re-election under Article 38(a) of the Chamber's Articles of Association.

Mr. Syed Tareque Md. Ali, being a co-opted member, was eligible to contest the next election.

As reported by the Election Board, the following 4(four) [3(three) representing Ordinary members and 1(one) representing Associate members] had been elected to the Committee for the term, 2018-2020:

Sl. No.	Name of candidate	Designation of candidate and name of the member-firm
<b>Ordinary members</b>		
01.	Ms. Simeen Hossain	Managing Director & CEO, Eskayef Pharmaceuticals Limited
02.	Ms. Nihad Kabir	Senior Partner, Syed Ishtiaq Ahmed & Associates

Sl. No.	Name of candidate	Designation of candidate and name of the member-firm
03.	Mr. Syed Nasim Manzur	Managing Director, Apex Footwear Limited
<b>Associate members</b>		
01.	Mr. Syed Tareque Md. Ali	Managing Director, Modern Industries (Bangladesh) Limited

The Chamber Committee, after the 113th AGM held on 20 December, 2017, was as follows:

01.	Ms. Nihad Kabir	<b>President</b>	Senior Partner, Syed Ishtiaq Ahmed & Associates
02.	Mr. Golam Mainuddin	<b>Vice-President</b>	Chairman, British American Tobacco Bangladesh Company Limited
03.	Mr. Syed Tareque Md. Ali	<b>Member of the Committee</b>	Managing Director Modern Industries (Bangladesh) Limited
04.	Mr. M. Anis Ud Dowla	”	Chairman, Advanced Chemical Industries Limited
05.	Mr. Tabith M. Awal	”	Managing Director, Kay & Que (Bangladesh) Limited
06.	Mr. Tapan Chowdhury	”	Managing Director, Square Pharmaceuticals Limited
07.	Ms. Simeen Hossain	”	Managing Director & CEO, Eskayef Pharmaceuticals Limited
08.	Mr. A.K.M. Rafiqul Islam, FCA	”	Chairman, Rangamati Waterfront
09.	Mr. Rubaiyat Jamil	”	Managing Director, ICE Technologies Limited
10.	Mr. Habibullah N. Karim	”	Managing Director, Technohaven Company Limited
11.	Mr. Hasan Mahmood, FCA	”	Partner, M.J. Abedin & Co.
12.	Mr. Syed Nasim Manzur	”	Managing Director, Apex Footwear Limited
13.	Mr. Francois de Maricourt	”	Chief Executive Officer, The Hongkong and Shanghai Banking Corporation Limited

## SUB-COMMITTEES:

At the commencement of its term, the Committee constituted the following 13 Sub-Committees for the year 2018 with the compositions as under:

### 1. CHAMBER ESTABLISHMENT

01.	<b>Ms. Nihad Kabir (Chairperson)</b>	-	Syed Ishtiaq Ahmed & Associates
02.	Mr. Golam Mainuddin	-	British American Tobacco Bangladesh Co.Ltd.
03.	Mr. Syed Nasim Manzur	-	Apex Footwear Limited
04.	Ms. Rokia Afzal Rahman	-	Arlinks Limited
05.	Mr. M. Anis Ud Dowla	-	Advanced Chemical Industries Limited
06.	Mr. Latifur Rahman	-	Transcom Limited
07.	Mr. Mahbub Jamil	-	Singer Bangladesh Limited
08.	Mrs. Laila Rahman Kabir	-	Kedarpur Tea Company Limited
09.	Mr. Tapan Chowdhury	-	Square Pharmaceuticals Limited
10.	Mr. Syed Manzur Elahi	-	Apex Footwear Limited

### 2. CHAMBER FINANCE & MEMBERSHIP

01.	<b>Mr. M. Anis Ud Dowla (Chairman)</b>	-	Advanced Chemical Industries Ltd.
02.	Mr. Syed Tareque Md. Ali	-	Modern Industries (Bangladesh) Limited
03.	Mr. Akhter Matin Chaudhury, FCA	-	Nuvista Pharma Limited
04.	Mr. Nasir A. Choudhury	-	Green Delta Insurance Company Limited
05.	Mr. Md. Nurul Islam	-	American Life Insurance Co.
06.	Mr. A.K.M. Rafiqul Islam, FCA	-	Rangamati Waterfront
07.	Mr. Rubaiyat Jamil	-	ICE Technologies Limited
08.	Mr. Habibullah N. Karim	-	Technohaven Company Ltd.
09.	Mr. Hasan Mahmood, FCA	-	M.J. Abedin & Co.
10.	Mr. Syed Nasim Manzur	-	Apex Footwear Limited

### 3. COMMERCIAL LEGISLATIONS

01.	<b>Mr. A.K.M. Rafiqul Islam, FCA (Chairman)</b>	-	Rangamati Waterfront
02.	Mr. Kaiser Tamiz Amin	-	United Finance Limited
03.	Mr. M. Anis Ud Dowla	-	Advanced Chemical Industries Limited
04.	Barrister Imtiaz Uddin Ahmad Asif	-	Alltex Industries Limited
05.	Mr. Akhter Matin Chaudhury, FCA	-	Nuvista Pharma Limited
06.	Mr. Syed Emran Hossain, Barrister-at-Law	-	H & H Company

07.	Mr. Rafique-ul-Huq, Barrister-at-Law	-	Huq and Company
08.	Mr. M. Humayun Kabir, FCA	-	New Dacca Industries Limited
09.	Mr. Anis A. Khan	-	Mutual Trust Bank Limited
10.	Mr. Adee H. Khan, FCA	-	Rahman Rahman Huq

#### 4. TARIFF & TAXATION

01.	<b>Mr. Hasan Mahmood, FCA (Chairman)</b>	-	M.J. Abedin & Co.
02.	Mr. Debasish Barua	-	British American Tobacco Bangladesh Co. Ltd
03.	Mr. Zakir Hossain Chowdhury, FCMA, FCA	-	British American Tobacco Bangladesh Co. Ltd
04.	Mr. Debabrata Roy Chowdhury	-	Nestle Bangladesh Limited
05.	Mr. Ashraful Hadi, Barrister-at-Law	-	Dr. Kamal Hossain & Associates
06.	Mr. Mohammad Amzad Hossain	-	Amann Bangladesh Limited
07.	Mr. Sayed Abul Hashem	-	Mutual Trust Bank Ltd
08.	Mr. Kh. Asadul Islam	-	Alliance Capital Asset Management Ltd.
09.	Mr. A. K. M. Rafiqul Islam, FCA	-	Rangamati Waterfront
10.	Mr. M. Humayun Kabir, FCA	-	New Dacca Industries Limited
11.	Mr. Abdul Khalek, FCA	-	Berger Paints Bangladesh Limited
12.	Mr. Sayeed Ahmed Khan	-	Unilever Bangladesh Limited
13.	Mr. Adee H. Khan, FCA	-	Rahman Rahman Huq
14.	Mr. Mohammad Abid Hossain Khan, FCA	-	GrameenPhone Limited
15.	Mr. Md. Samsul Alam Mallick, FCA	-	New Zealand Dairy Products Bangladesh Ltd.
16.	Mr. C.R. Mazumder, FCA	-	MABS & J Partners
17.	Mr. Azizur Rashid, FCA	-	Link3 Technologies Limited
18.	Mr. Joti Jain Uddin	-	Siemens Bangladesh Ltd

#### 5. INFRASTRUCTURE

01.	<b>Mr. Tapan Chowdhury (Chairman)</b>	-	Square Pharmaceuticals Limited
02.	Mr. Mohammed A Awwal	-	Bengal Shipping Line Limited
03.	Mr. Abul Bashar	-	Prime Textile Spinning Mills Limited
04.	Ms. Uzma Chowdhury	-	Agricultural Marketing Co. Ltd.
05.	Dr. Arif Dowla	-	Advanced Chemical Industries Limited
06.	Mr. Moin Ghani, Barrister-at-Law	-	Dr. Kamal Hossain & Associates
07.	Ms. Amrita Makin Islam	-	Picard Bangladesh Limited
08.	Mr. GSM Shamsuzzoha (Nasim)	-	Dipon Infrastructure Services Limited

## 6. EXPORT

01.	<b>Mr. Syed Nasim Manzur (Chairman)</b>	-	Apex Footwear Limited
02.	Mr. Nasir Uddin Ahmed, FCA, FCS, ACMA (UK), CGMA	-	MABS & J Partners
03.	Mr. Miran Ali	-	Tarasima Apparels Limited
04.	Mr. Abul Bashar	-	Prime Composite Mills Limited
05.	Mr. Anwar Parvez Chowdhury	-	Karnaphuli Fertilizer Co.Ltd.
06.	Mr. Md. Bakhteyar Hossain	-	Mutual Trust Bank Limited
07.	Mr. Md. Saiful Islam	-	Picard Bangladesh Limited
08.	Mr. Monawar Misbah Moin	-	Rahimafrooz Globatt Limited
09.	Mr. Md. Rokonzaman, FCA	-	Amann Bangladesh Limited

## 7. INTERNATIONAL RELATIONS, TRADE & FAIR

01.	<b>Mr. Syed Tareque Md. Ali (Chairman)</b>	-	Modern Industries (Bangladesh) Limited
02.	Ms. Sanjida Awal	-	Prime Textile Spinning Mills Limited
03.	Dr. Sharif Bhuiyan	-	Dr. Kamal Hossain & Associates
04.	Mr. Akeek Matin Chaudhury	-	Nuvista Pharma Limited
05.	Mr. Nasir A. Choudhury	-	Green Delta Insurance Co. Ltd.
06.	Mr. Manzoor Elahi	-	Paragon Poultry Limited
07.	Dr. Mohammed Mujahidul Islam	-	Eskayef Bangladesh Limited
08.	Mr. Azam Khan	-	Mutual Trust Bank Limited
09.	Mr. M. Faizur Rahman	-	Asian Surveyors Limited
10.	Mr. Alamgir M.Z. Rahman	-	Consumer Products Limited
11.	Mr. GSM Shamsuzzoha (Nasim)	-	Dipon Infrastructure Services Limited

## 8. INVESTMENT

01.	<b>Mr. Francois de Maricourt (Chairman)</b>	-	The Hongkong and Shanghai Banking Corporation Ltd.
02.	Mr. M. Anis Ud Dowla	-	Advanced Chemical Industries Ltd.
03.	Ms. Sanjida Awal	-	Prime Steel Re-Rolling Mills Ltd.
04.	Mr. Moin Ghani, Barrister-at-Law	-	Dr. Kamal Hossain & Associates
05.	Mr. Nasir A Choudhury	-	Green Delta Insurance Co. Ltd.
06.	Mr. Ashraful Hadi, Barrister-at-Law	-	Dr. Kamal Hossain & Associates
07.	Mr. Kh. Asadul Islam	-	Alliance Capital Asset Management Ltd.
08.	Mr. Md. Rafiqul Islam	-	Green Delta Insurance Co. Ltd.
09.	Mr. Md. Nazrul Islam Mazumder	-	MTB Securities Limited

10.	Mr. Md. Khalilur Rahman	-	National Housing Finance & Investments Limited
11.	Mr. Kamran T. Rahman	-	Pubali Jute Mills Limited
12.	Mr. Sarwar Hossain Shaheen	-	Paragon Poultry Limited

## 9. INDUSTRY

01.	<b>Mr. Tabith M. Awal (Chairman)</b>	-	Kay & Que (Bangladesh) Limited
02.	Mr. Syed Faruque Ahmed	-	Aamra Networks Limited
03.	Mr. M. Anis Ud Dowla	-	Advanced Chemical Industries Limited
04.	Dr. F.H. Ansarey	-	ACI Formulations Limited
05.	Barrister Imtiaz Uddin Ahmad Asif	-	Alltex Industries Limited
06.	Mr. A. Matin Chowdhury	-	Malek Spinning Mills Limited
07.	Mr. Md. Saiful Islam	-	Picard (Bangladesh) Limited
08.	Mr. Wafi Shafique Menhaz Khan	-	Green Delta Securities Limited
09.	Mr. Syed Nasim Manzur	-	Apex Footwear Limited
10.	Mr. Francois de Maricourt	-	The Hongkong and Shanghai Banking Corporation Ltd.
11.	Mr. Kamran T. Rahman	-	Pubali Jute Mills Limited
12.	Mr. Ramzan Ali Sikder, Advocate	-	Dr. Kamal Hossain & Associates
13.	Mr. Sakif Ariff Tabani	-	Mirpur Ceramic Works Limited

## 10. FTA & WTO

01.	<b>Mr. Rubaiyat Jamil (Chairman)</b>	-	ICE Technologies Limited
02.	Mr. Syed Alamgir	-	ACI Salt Limited
03.	Dr. Sharif Bhuiyan, Advocate	-	Dr. Kamal Hossain & Associates
04.	Mr. Waqar Ahmad Choudhury	-	Vanguard Asset Management Limited
05.	Mr. Ahsan Khan Chowdhury	-	Agricultural Marketing Co. Ltd.
06.	Ms. Sadaf Saaz Siddiqi	-	Sidko Apparels Limited

## 11. ICT

01.	<b>Mr. Habibullah N. Karim (Chairman)</b>	-	Technohaven Company Limited
02.	Mr. Azizul Abedin	-	GrameenPhone Limited
03.	Mr. Syed Farhad Ahmed	-	aamra Technologies Limited
04.	Mr. Syed Moinuddin Ahmed	-	Green Delta Insurance Co. Ltd.
05.	Mr. Abul Bashar	-	Prime Steel Re-Rolling Mills Ltd.
06.	Mr. Arneeb M. Chaudhury	-	Nuvista Pharma Limited
07.	Ms. Farzana Chowdhury, ACII (UK)	-	Green Delta Insurance Co. Ltd.
08.	Dr. Arif Dowla	-	Advanced Chemical Industries Limited

09.	Ms. Sonia Bashir Kabir	-	Microsoft Bangladesh Limited
10.	Mr. N.K.A. Mobin, FCA, FCS, CFC	-	Emerging Credit Rating Limited
11.	Mr. Mehran Rahman	-	Paragon Poultry Limited
12.	Mr. GSM Shamsuzzoha (Nasim)	-	Dipon Infrastructure Services Limited
13.	Mr. Lutful Kabir Siddique	-	Karnaphuli Fertilizer Co. Ltd.

## 12. ENVIRONMENT & CLIMATE CHANGE

01.	<b>Ms. Simeen Hossain (Chairperson)</b>	-	Eskayef Pharmaceuticals Limited
02.	Mr. Syed Moinuddin Ahmed	-	Green Delta Insurance Co. Ltd.
03.	Ms. Sanjida Awal	-	Prime Composite Mills Ltd.
04.	Mr. Mohammed A Awwal	-	Bengal Shipping Line Ltd.
05.	Mr. Mohammed Ikhtiar Hossain	-	Eskayef Bangladesh Limited
06.	Mr. Habibullah N. Karim	-	Technohaven Company Limited
07.	Mr. Tarek Reaz Khan	-	Mutual Trust Bank Limited
08.	Mr. Md. Kamal Uddin	-	Karnaphuli Fertilizer Co. Ltd.

## 13. CORPORATE GOVERNANCE & CSR

01.	<b>Mr. Golam Mainuddin (Chairman)</b>	-	British American Tobacco Bangladesh Co. Ltd.
02.	Mr. Syed Moinuddin Ahmed	-	Green Delta Insurance Co. Ltd.
03.	Mr. Nasir Uddin Ahmed, FCA, FCS, ACMA (UK), CGMA	-	MABS & J Partners
04.	Mr. Anwarul Amin	-	British American Tobacco Bangladesh Co. Ltd.
05.	Mr. M. Anis Ud Dowla	-	Advanced Chemical Industries Ltd.
06.	Mr. Akhter Matin Chaudhury, FCA	-	Nuvista Pharma Limited
07.	Ms. Farzana Chowdhury, ACII (UK)	-	Green Delta Insurance Co. Ltd.
08.	Ms. Sara Hossain, Barrister-at-Law	-	Dr. Kamal Hossain & Associates
09.	Mr. Tahsin Mohammed Iqbal	-	Novartis (Bangladesh) Ltd.
10.	Mr. Md. Manzoorul Islam	-	edotco Bangladesh Co. Ltd.
11.	Mr. N.K.A. Mobin, FCA, FCS, CFC	-	Emerging Credit Rating Ltd.
12.	Mr. Md. Azizur Rahman	-	British American Tobacco Bangladesh Co. Ltd.
13.	Mr. Md. Khalilur Rahman	-	National Housing Finance and Investments Ltd.
14.	Mr. Malik Muntasir Reza	-	Mutual Trust Bank Ltd.
15.	Mr. Md. Rokonzaman, FCA	-	Amann Bangladesh Limited
16.	Mr. Zahurul Haque Sarker	-	British American Tobacco Bangladesh Co. Ltd.
17.	Mr. Md. Kamal Uddin	-	Karnaphuli Fertilizer Co. Ltd.

## NOMINATIONS ON VARIOUS BODIES / ADVISORY COMMITTEES:

The Committee's nominations on various Bodies / Advisory Committees for the year 2018 were as under:

01.	<b>National Committee on Exports</b>	-	Ms. Nihad Kabir
02.	Consultative Committee for Ministry of Commerce	-	Mr. Habibullah N. Karim
03.	National Council for Industrial Development (NCID)	-	Ms. Nihad Kabir
04.	Consultative Committee for the National Board of Revenue	-	Mr. A.K.M. Rafiqul Islam, FCA
05.	National Export Council	-	Mr. Syed Nasim Manzur
06.	Transport Consultative Committee for the Ministry of Communications	-	Mr. Rubaiyat Jamil
07.	Consultative Committee for the Ministry of Jute	-	Mr. Kamran T. Rahman
08.	Advisory Committee for the Ministry of Textiles	-	Mr. Tapan Chowdhury
09.	Chittagong Port Advisory Committee	-	Mr. A.Q.I. Chowdhury, OBE
10.	Custom House Advisory Committee, Chittagong	-	Mr. Mohammed A. Awwal
11.	National Consultative Committee on Power	-	Mr. Humayun Rashid
12.	Standing Committee on Export Credit	-	Mr. Md. Saiful Islam
13.	Bangladesh Institute of Management	-	Mr. Habibullah N. Karim
14.	Council of Bangladesh Standards & Testing Institution	-	Mr. Rubaiyat Jamil
15.	ICD (Inland Container Depot) Advisory Committee, Dhaka	-	Mr. Golam Mainuddin
16.	Advisory Committee for Securities and Exchange Commission	-	Ms. Nihad Kabir

## CHAMBER SECRETARIAT:

Mr. Farooq ahmed continued his services as the Secretary-General of the chamber.

The Chamber's offices continued to remain in Dhaka.

Secretarial services continued to be rendered to Bangladesh Employers' Federation.

## VISITORS:

A large number of visitors from different missions/delegations/ multilateral development organizations visited the Chamber during the period.

### CHAMBER BUILDING:

The Chamber Building remained partially tenanted during the period.

### CERTIFICATION AND LEGALIZATION OF DOCUMENTS:

The Chamber continued to legalize the export and shipping documents and issue Certificates of Origin for various export commodities.

### HOLIDAYS:

The list of Chamber Holidays for the year 2018, which was finalized and circulated to member-firms, is shown below:

Names of holidays	Day	Date	Number of days
Shaheed Day & International Mother Language Day	Wednesday	21st February	1 day
Birthday of the Father of the Nation Bangabandhu Sheikh Mujibur Rahman	Saturday	17th March	1 day
Independence and National Day	Monday	26th March	1 day
Bangla Naba Barsha	Saturday	14th April	1 day
Buddha Purnima*	Sunday	29th April	1 day
May Day	Tuesday	1st May	1 day
Shab-e-Barat*	Wednesday	2nd May	1 day
Shab-e-Quadr*	Tuesday	12th June	1 day
Eid-ul-Fitr*	Friday Saturday Sunday	15th June 16th June 17th June	3 days
National Mourning Day	Wednesday	15th August	1 day
Eid-ul-Azha*	Tuesday Wednesday Thursday	21st August 22nd August 23rd August	3 days
Janmashtami	Sunday	2nd September	1 day
Ashura (Muharram)*	Friday	21st September	1 day
Durga Puja (Dashami)	Friday	19th October	1 day
Eid-e-Milad-un-Nabi*	Wednesday	21st November	1 day
Victory Day	Sunday	16th December	1 day
Christmas Day	Tuesday	25th December	1 day
<b>Total:</b>			<b>21 days</b>

Note: The total number of holidays during the year was 21 days.

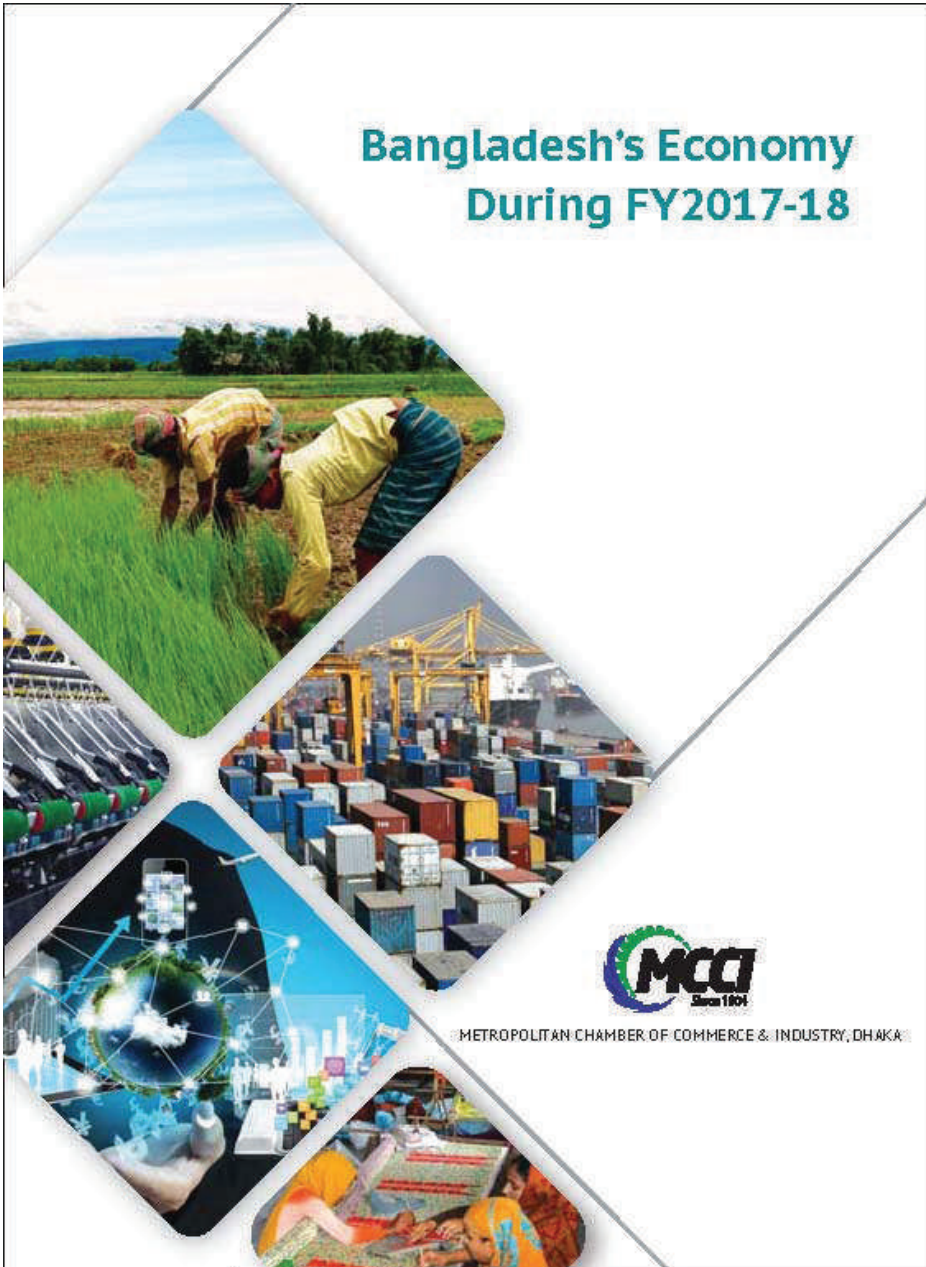
(\*Subject to appearance of the moon)

# CHAMBER PUBLICATIONS


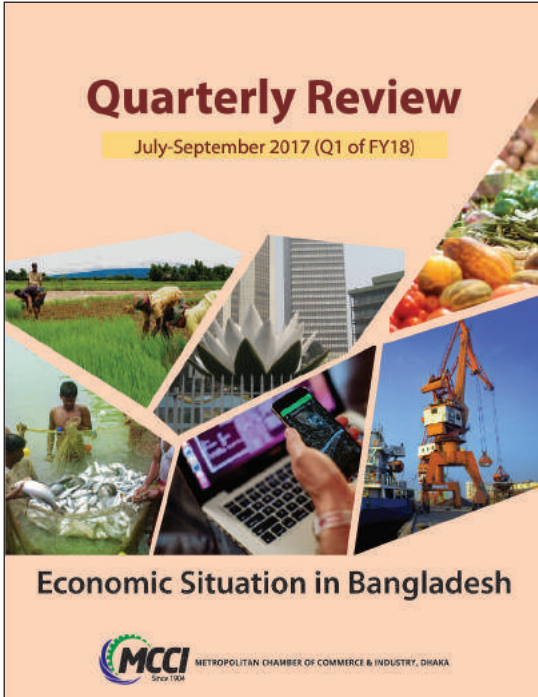
1 July 2017 to 30 June 2018



# Bangladesh's Economy During FY2017-18



METROPOLITAN CHAMBER OF COMMERCE & INDUSTRY, DHAKA





# CHAMBER NEWS

ISSUE 11 ■ November 2017



The Global Competitiveness Report 2017-2018



METROPOLITAN CHAMBER OF COMMERCE & INDUSTRY, DHAKA

# CHAMBER NEWS

ISSUE 12 ■ December 2017



World Bank's Doing Business Report 2018



METROPOLITAN CHAMBER OF COMMERCE & INDUSTRY, DHAKA

# CHAMBER NEWS

ISSUE 01 ■ JANUARY 2018



WORLD ECONOMIC SITUATION AND PROSPECTS 2018 REPORT



METROPOLITAN CHAMBER OF COMMERCE & INDUSTRY, DHAKA

# CHAMBER NEWS

ISSUE 02 ■ FEBRUARY 2018



Bangladesh Economy to Stay Strong in the Medium Term: World Bank GEP Report, January 2018



METROPOLITAN CHAMBER OF COMMERCE & INDUSTRY, DHAKA

# CHAMBER NEWS

ISSUE 03 ■ MARCH 2018



Graduation from Least Developed Country (LDC) Status. Challenges and Way Forward



METROPOLITAN CHAMBER OF COMMERCE & INDUSTRY, DHAKA

# CHAMBER NEWS

ISSUE 04 ■ APRIL 2018



Identifying the Causes of Rising Interest Rates and Finding Solutions



METROPOLITAN CHAMBER OF COMMERCE & INDUSTRY, DHAKA

# CHAMBER NEWS

ISSUE 05 ■ MAY 2018



National Budget for FY 2018-19: Some Suggestions for the Government



METROPOLITAN CHAMBER OF COMMERCE & INDUSTRY, DHAKA

# CHAMBER NEWS

ISSUE 06 ■ June 2018



World Bank's Bangladesh Development Update April 2018



METROPOLITAN CHAMBER OF COMMERCE & INDUSTRY, DHAKA

**YEARLY REPORT ON THE  
PROCEEDINGS OF  
THE CHAMBER COMMITTEE  
FOR THE PERIOD FROM THE  
1 July 2017 TO THE 30 JUNE 2018**



# YEARLY REPORT ON THE PROCEEDINGS OF THE CHAMBER COMMITTEE FOR THE PERIOD FROM THE 1ST AUGUST 2017 TO THE 30TH JUNE 2018

## 1. High Level “Bangladesh – Japan B2B Conference”

A high level “Bangladesh-Japan B2B Conference” was held in Singapore on 4 August, 2017. A 6 member delegation from MCCI led by its President Ms. Nihad Kabir attended the Conference where all the members were nominated by the PMO to make presentations on different sectors covering infrastructure, power, IT & communication, leather and footwear, retail and consumer goods, chemical and pharmaceuticals and financial services. MCCI president was also requested to moderate one of the panel discussions.



Representatives of 56 Japanese companies based in Singapore and other South East Asian major cities attended the Conference. In addition to the leading private sector representatives from the business community mostly MCCI members, there were a good number of senior government officials from various agencies, including Chairman, BIDA; Principal Coordinator (SGD Affairs), PMO; Governor, Bangladesh Bank; Foreign Secretary; Commerce Secretary; Secretary in Charge of ICT Division; Chairman, BEZA present at the conference. It was a successful icebreaking event for the potential Japanese investors especially after the Holey Artisan incident that took place on 1 July, 2016 to bring back confidence among them.



## 2. MCCI'S Third Quarterly Luncheon Meeting

The 3rd Quarterly Luncheon Meeting of MCCI was held on 13 September, 2017 at the 5th floor dining hall of the chamber. Dr. Tawfiq-e-Elahi Chowdhury, BB, Adviser to the Hon'ble Prime Minister (Power, Energy and Mineral Resources Affairs) graced the event as the Chief Guest. The MCCI emphasised among others that the business community would expect quality and predictability of gas and electricity supply. Dr. Tawfiq-e-Elahi Chowdhury mentioned that there would be no shortage of gas from 2018 onwards. He also informed the business community that there would be huge opportunity for investment in the power sector in the coming years. It was well attended by MCCI members and other guests. The event was also well covered by print and electronic media.



## 3. MCCI's Representation on the Committee on E-Commerce Formed by the Ministry of Commerce

The Ministry of Commerce formed a Committee on E-Commerce for playing an active role in the on-going negotiations in the WTO on E-Commerce; side by side, bringing different programs on this issue being run inside the country within a disciplined environment. In response to a request from the Ministry of Commerce for MCCI's representation, the committee nominated Mr. Habibullah N. Karim on the said Committee of the Ministry of Commerce.



#### 4. Meeting on the 3rd Japan-Bangladesh Public-Private Economic Dialogue

A meeting on the 3rd Japan-Bangladesh Public Private Economic Dialogue was held on 11 October, 2017 at the Prime Minister's Office. MCCI was requested to prepare a paper on priority sectors for diversified investment in Bangladesh. The key concerns raised by the Japanese delegation present at the meeting were on high import duty, and corporate tax rate in Bangladesh.



MCCI prepared the paper, which was presented by Mr. Salahuddin Kasem Khan, Managing Director of A.K. Khan and Co. Ltd, also the president of Japan-Bangladesh Chamber of Commerce and Industry and a distinguished member of MCCI at the Dialogue in Tokyo.

#### 5. MCCI'S Initiative on Youth Engagement

MCCI has been paying serious attention to developing young leadership and entrepreneurship and started a special initiative in 2014 while celebrating its 110th anniversary, where a great scientist and the 11th President of the Republic of India, Late A P J Abdul Kalam attended and spoke. In continuation of this initiative on Youth Engagement, MCCI organized a Youth Engagement programme "Aragami 2017" ("Frontrunner 2017") in Dhaka during 16-20 October, 2017. The theme of the event was "How to make Dhaka a clean and inclusive city".

Frontrunner was an intensive four-day leadership programme to develop students' leadership skills and confidence. The objective of the programme was to give students access to leaders and organizations in their city, helping them to understand their context and unlock the key leadership skills needed for today's workplace.

The programme aimed to:

- Accelerate leadership skills and inspire the participants;
- Broaden the horizons of the participants;
- Develop a greater ability to thrive in multiple cultures by connecting with, learning from and sharing with a diverse mix of peers and leaders;
- Build vision, skills and confidence to be an effective leader in society;
- Gain a first-hand insight into real life organizational challenges and how to tackle them; and

- Develop self-awareness, an understanding of leadership in practice and practical skills to aid their futures.

MCCI in partnership with Common Purpose, a global leadership development organization based in the UK conducted the Frontrunner programme. Besides, Dhaka City Corporations both North and South were also partnered in organising the event. British American Tobacco, Bangladesh actively supported MCCI to organize this successful event. Total 160 students from 16 leading public and private universities of Dhaka joined the event. Hon'ble Mayor of Dhaka South City Corporation Mr. Mohammad SayeedKhokon, and Hon'ble State Minister for Power, Energy and Mineral Resources Mr. Nasrul Hamid, M.P., inaugurated the event and presented their challenges and experience in making Dhaka a smarter city.

Members from the business community also participated as mentors and advisers, as the students attempted to design solutions to many of Dhaka's pressing issues. The young innovative students were given various challenges and were asked to find new and innovative solutions to problems of traffic, pollution, sanitation, security, public transport and waste management, among others. At the end of the event, students presented their ideas to a panel of judges consisting of distinguished experienced persons.

## 6. Youth Leadership program, the “Aragami 2017(Frontrunner 2017)”: Grand Finale

The grand finale of the Youth Leadership Programme, “Aragami 2017 (Frontrunner 2017)” was held on 13 May, 2018 at the International Convention City, Bashundhara, Dhaka.

According to the feedback received, it was greatly appreciated by all present during the program. The particularly, the presence of Sir Fazle Hasan Abed and Dr. Mohammed Farashuddin was a great inspiration for the young students. The participation and response from the universities was appreciating. The young students and some of their parents requested for continuation of similar educative and creative programs in future. Sir Abed and Dr. Farashuddin thanked MCCI and all other partners involved for organizing such innovative programs for young students.



Hon'ble Prime Minister sent a letter of congratulations to MCCI President for the distinguished role played by MCCI in making a meaningful endeavor to develop young leadership amongst potential leaders through Agragami 2017 program and prepare them for future challenges.



## 7. Meeting with the NBR Chairman

A meeting of the Chamber representatives with the Chairman, National Board of Revenue (NBR) was held on 23 November, 2017 at the NBR Chairman's office.



A delegation led by MCCI President, Vice President, Mr. M. Anis Ud Dowla and Secretary-General met the NBR Chair. The purpose of the meeting was to raise the concerns regarding insertion of a new clause under Income Tax Ordinance, 1984 through Finance Act, 2017 making the employer responsible to ensure that all employees of respective enterprises had submitted their tax return within due date; failing of which, the salary and other benefits given to the employee would

not be treated as allowable expenses for the said company. Such provisions appeared to be undemocratic and arbitrary. It should be individual tax payer's responsibility to file income tax return in due time and company's responsibility would be to ensure deduction of required amount of tax from his/her taxable income and deposit to government treasury.

The delegation discussed the issue at length with NBR team. It was also mentioned that such responsibilities borne by employer was not being practiced anywhere in the world according to MCCI's knowledge. There was no conclusive remark from the NBR. However, it was mentioned that they would give some clarification on this issue.

## **8. Meetings on Draft Trade Organisations Act, 2017 and Draft Companies Act, 2016**

Consecutive two meetings were held in the Ministry of Commerce – one on draft Trade Organisations Act, 2017 and the other on draft Companies Act, 2016 on 21 November, 2017 and 28 November, 2017 respectively.

The draft Trade Organisations Act, 2017 was prepared following business community's recommendations, which was more or less in line with chamber's expectations. However, the draft Companies Act, 2016 is under preparation and MCCI recommended the following new items to be included which did not exist in the current companies act:

- a. Share buy-back and treasure shares;
- b. Introduction of employee stock scheme;
- c. Reducing the provision of object clauses;
- d. Specific provisions on Directors' Duties;
- e. Specific provisions on holding meeting and circular resolution;
- f. Single member company;
- g. Mandatory requirement of appointing Secretary by public listed companies;
- h. Abolition of requirement of taking approval for holding delayed AGM;
- i. Abolition of taking approval from the Hon'ble High Court for altering object clauses;
- j. Restriction on declaration of dividend without first adjusting cumulative losses;
- k. Specific provisions on adoption of company's name; and
- l. Simplifying winding up procedure.

## **9. 1st Envoy Conference in Bangladesh**

The Ministry of Foreign Affairs organized the first ever Envoy Conference in Dhaka during November 25-27, 2017, inviting all Bangladeshi Ambassadors and High Commissioners designated to different countries. There was one session exclusively for the business community where business leaders from FBCCI, MCCI, ICCB and BGMEA were invited to speak. Mr. Golam Mainuddin, the Vice President represented MCCI. He spoke on FDI and investment in Bangladesh. He also mentioned MCCI's continuous engagement with the business community. In that context, Mr. Mainuddin narrated the views of the Ambassadors/High Commissioners to the chamber committee and also recommended establishing a focal point at MCCI who would maintain constant touch with Bangladeshi foreign missions abroad.

## **10. VAT Day, 2017: MCCI recognized by NBR**

MCCI received an award from NBR in recognition of its contributions towards introduction of VAT in Bangladesh. The award was given on the occasion of VAT Day, 2017 on 10 December, 2017. Awards were also given to The Federation of Bangladesh Chambers of Commerce & Industry (FBCCI) and Dhaka Chamber of Commerce & Industry (DCCI) for helping the Government in its campaign of introducing VAT as well as rendering necessary support in administering VAT. The event was organized by NBR to recognize VAT compliant organizations.

## 11. Meeting with Hon'ble Minister for Finance

A delegation from the MCCI Committee led by the President had a courtesy call with the Hon'ble Minister for Finance, Mr. A M A Muhith, MP, on 14 January, 2018 at his Secretariat office. The delegates discussed various important policy issues related to the Ministry of Finance.



## 12. Meeting with the Chairman, National Board of Revenue

MCCI President led a team of the Committee members to meet with the Senior Secretary, Internal Resources Division (IRD) and Chairman, National Board of Revenue (NBR), Mr. Md. Mosharraf Hossain Bhuiyan, ndc at his office on 14 January, 2018.



The purpose of the meeting was to congratulate the Chairman on his new role and to make him aware of the business community's concerns regarding insertion of a new clause under Income Tax Ordinance, 1984 through Finance Act, 2017.

The Chairman, NBR was cordial in listening to the issues from the MCCI delegation and also appreciated the proposals sent by MCCI on various issues including budget proposals.

### **13. Meeting with the Principal Secretary to the Hon'ble Prime Minister**

Ms. Nihad Kabir, President, MCCI along with other members of the Committee had a meeting with the Principal Secretary to the Hon'ble Prime Minister, Mr. Md. Nojibur Rahman, on 14 January, 2018 at the Prime Minister's Office.



Various policy making issues came up and were discussed during the meeting. The MCCI President also appreciated the Principal Secretary's role as an extremely business-friendly public policy maker with a very prestigious position. The purpose of the meeting was to strengthen the ties between MCCI and the high level policy makers.

### **14. Meeting with the Chairman, Bangladesh Securities and Exchange Commission**

A MCCI delegation had a meeting with the Chairman, Bangladesh Securities and Exchange Commission (BSEC), Dr. M. Khairul Hossain, at the BSEC office on 16 January, 2018.



The BSEC Chairman and other Commissioners had a good meeting with MCCI delegation. After welcoming the delegation, the SEC Chair requested them to raise the concerns on the draft Corporate Governance Guidelines. The MCCI President made her introductory remarks and thereafter requested Mr. M. Anis Ud Dowla to mention the concerns one after another. After a detailed discussion, the BSEC Chair requested to send the revised proposals in writing for further consideration.

### **15. Meeting with the Hon'ble Minister for Commerce**

The Committee members of MCCI had a meeting with the Hon'ble Minister for Commerce, Mr. Tofail Ahmed, MP, at his Secretariat office on 21 January, 2018.

The Minister patiently listened to MCCI's views on the S.R.O on Trade Organisation Rules published on 5 December 2017. Besides, MCCI President also talked about reviewing of the Companies Act.

### **16. Meeting at Anti-Corruption Commission on “Providing Corruption Free Public Service for Business Friendly Environment in Bangladesh”**

A meeting, initiative by Bangladesh Investment Development Authority (BIDA), was held at the conference hall of Anti-Corruption Commission (ACC) on 28 February, 2018 to discuss with the business community on “Providing corruption free public service for business friendly environment in Bangladesh”. ACC Chairman, Mr. Iqbal Mahmud and BIDA Executive Chairman, Mr. Kazi M. Aminul Islam co-chaired the meeting.

The meeting with ACC was organized by Bangladesh Investment Development Authority (BIDA). The primary purpose of the meeting was to encourage the business community to carryout business activities without any fear provided that the business activities were guided by ethical conduct following existing rules and regulations. The ACC Chairman assured that they would render all possible support and assistance to eradicate bottlenecks in running businesses. Representatives from FBCCI, MCCI, DCCI and Bangladesh-Malaysia Chamber of Commerce and Industry were present. However, the ACC Chair urged upon the business community not to be succumbed to undue pressures from different quarters to adopt unfair means.

The business community appreciated the initiative taken by BIDA and ACC to interact with them and also to encourage them to do business activities without any fear. It was suggested that ACC could develop a partnership with the business community and interact regularly to bridge the gap.

### **17. “Dynamic Woman of the Year” Award Received by MCCI President**

MCCI President, Ms. Nihad Kabir received “Dynamic Woman of the Year” award at the Freedom Sanitary Napkin Women in Leadership (WIL) Fest held during 8-10 March 2018 in Dhaka. The Fest was organized by Bangladesh Brand Forum. The Committee expressed its heartfelt congratulations to the President, Ms. Nihad Kabir for her outstanding achievement as the dynamic woman of the year. This recognition will motivate young women leaders to feel encouraged and shape up their vision.

### **18. Nationwide Celebration of the Initiation of Bangladesh's Graduation from LDC Status**

As requested by the Ministry of Commerce, MCCI had participated in the celebration of LDC graduation process held during 22-26 March, 2018. Following the guidelines of the Ministry of Commerce, the Chamber organized a colorful rally with banner and placards, displayed dropdown banners on the outer wall of the Chamber Building, made illumination

during nights from 22 to 26 March 2018. In addition, the Chamber also brought out an info-graphics showing all achievements, which was published in the Financial Express. Besides, the same info-graphics was also published in Sri Lanka in their important national dailies at the initiative of the Bangladesh High Commission in Sri Lanka. MCCI also published the info-graphics as leaflets and circulated among member-firms, development partners, government offices, other organizations as MCCI publication.



As part of LDC graduation process, MCCI also organized a thematic discussion on “Technology, Innovation and Policy: How to Proceed” on 5 April 2018 at the Chamber Conference Hall.

## 19. Thematic Discussion on “Technology, Innovation and Policy: How to Proceed”

A thematic discussion on “Technology, Innovation and Policy: How to Proceed?” was organized by MCCI on 5 April 2018 at the MCCI conference hall. Hon’ble Minister, Ministry of Post, Telecommunication and Information Technology, Mr. Mustafa Jabbar graced the event as the Chief Guest and Prof. Dr. Jamilur Reza Choudhury, Vice Chancellor, University of Asia Pacific, Bangladesh was also present as the Special Guest. A Keynote Presentation was made by Prof. Dr. M. Rokonuzzaman of North South University.



Ms. Sonia Bashir Kabir, Country Manager of Microsoft Bangladesh Ltd; Mr. Anir Chowdhury, Policy Adviser, A2I Program of the Prime Minister's Office; Dr. Arif Dowla, Managing Director, ACI Limited; Mr. Syed Nasim Manzur, Former President of MCCI and the Managing Director of Apex Footwear Ltd; Mr. Habibullah N. Karim, Committee Member, MCCI and Managing Director of Technohaven Company Limited were present as panellist. Ms. Nihad Kabir, President, MCCI moderated the panel discussion. Representatives from different development partners, public and private universities, relevant ministries and MCCI member firms participated at the open discussion. Salient features of the panel discussions includes, lowering cost, establishing industry-academia link, change in the education system, collaboration of other stakeholders namely BRAC, GIZ, UNDP, EU etc. As a follow up, MCCI plans to engage with the University Grants Commission and other policy makers for bringing a qualitative change in the education system.



The summary of the discussions and the identified action points were reviewed by MCCI committee members and were sent to appropriate authorities/agencies for subsequent follow up and engagement. The interest shown by the participants was also noteworthy and the event got an excellent coverage by both print and electronic media.

## 20. Meeting with National Board of Revenue

Committee members of MCCI had a successful meeting with the Chairman and Members of National Board of Revenue (NBR) at the NBR office on 8 April 2018 to discuss the Chamber's proposals for the next Budget of the Government.

MCCI delegations were warmly received by NBR. The Chairman NBR and other Members listened to the proposals made by MCCI. Amongst the proposals, reduction of corporate tax, avoidance of double taxation, increase in royalty and technical knowhow fees, withdrawal of penalty on employer for non-submission of income tax return etc., had drawn the attention of the NBR team.

## 21. Discussion on Budget – এবারের বাজেট ২০১৮-২০১৯ : আমাদের প্রত্যাশা

MCCI jointly with Maasranga TV organized the discussion on Budget – এবারের বাজেট ২০১৮-২০১৯: আমাদের প্রত্যাশা for the seventh consecutive years, in the evening of 11 May 2018 at the International Convention City, Bashundhara, Dhaka (Hall No.2 – “Pushpoguscho”). The event was telecast live by Maasranga Television.



Hon'ble Minister for Finance, Mr. Abul Maal Abdul Muhith was present as the Chief Guest. The panelists for the discussion included Dr. Mirza Azizul Islam, Former Adviser to the Caretaker Government; Mr. Amir Khasru Mahmud Chowdhury, Former Commerce Minister; Mr. Syed Manzur Elahi, Former Adviser to the Caretaker Government; and Dr. Mohammed Farashuddin, Former Governor of Bangladesh Bank; Professor Dr. Mustafizur Rahman, Executive Director, CPD; Dr. Salehuddin Ahmed, Former Governor of Bangladesh Bank; Dr. Ahsan H. Mansur, Executive Director, PRI; Mr. Adeeb H. Khan, Senior Partner, Rahman RahmanHuq; Dr. Mohammad Tamim, Energy Expert, BUET; Dr. Selim Raihan, Executive Director, SANEM; Mr. Sheikh Fazle Fahim, Senior Vice President, FBCCI; Mr. Syed Nasim Manzur, Former President, MCCI; Mrs. Laila Rahman Kabir, Former President, MCCI; Mr. Md. Siddiqur Rahman, President, BGMEA; Mr. Shehzad Munim, President, FICCI; Mr. M. Anis Ud Dowla, Former President, MCCI; and Dr. Rubina Husain Farouq, Secretary-General, ISC for Tourism & Hospitality. Ms. Nihad Kabir, President, MCCI anchored the live discussion.

## 22. Post-Budget Discussion

A Post-Budget Discussion “Budget 2018-2019: Views of the Business Community” was jointly organized with Policy Research Institute (PRI) at the Chamber on 21 June 2018.

Mr. Md. Mosharraf Hossain Bhuiyan, ndc, Chairman, National Board of Revenue (NBR) was present as the Chief Guest of the event. Dr. Ahsan H. Mansur, Executive Director of PRI and Mr. Adeeb H. Khan, FCA, Senior Partner, Rahman Rahman Huq made presentations on the macro-economic aspects of the budget and on the practical implications of budget on day-to-day business affairs respectively.



The Chief Guest responded positively to the queries raised by the participants. He also noted some of the suggestions made by MCCI members. The discussion had a very positive impact of attendance and active participation from the members firms and was well attended

# MCCI's BUDGET PROPOSAL FOR 2018-2019





## জাতীয় বাজেট ২০১৮-২০১৯ এর ক্ষেত্রে অধিকতর সংশোধনীর জন্য এমসিসিআই, ঢাকা কর্তৃক প্রদত্ত প্রস্তাবনা :

ক্র.মিক নং	বাজেট ঘোষণায় প্রদত্ত বিধান	প্রস্তাবনা	প্রস্তাবনার পক্ষে যুক্তিযুক্ত
১	২	৩	৪
১।	<p>(ক) “মূল্য সংশোধন কর আইন, ১৯৯১” এর ধারা-১৫ এর উপ-ধারা (২) এর প্রথম শর্তাংশ বিলুপ্তির বিধান দেয়া হয়েছে। বিধানটি ছিল নিম্নরূপঃ</p> <p>“তবে শর্ত থাকে যে একই মালিকানাধীন নিকটবর্তী একাধিক সহযোগী প্রতিষ্ঠান থাকিলে এবং উহাদের সকল হিসাবপত্র একত্রে সংরক্ষণ করা হইলে উহাদের জন্য একটি মাত্র নিবন্ধন করা যাইবে।”</p> <p>(খ) জাতীয় রাজস্ব বোর্ড কর্তৃক ২৮ ডিসেম্বর, ২০১৭ খ্রিঃ তারিখে জারীকৃত “সংশোধিত গণ বিজ্ঞপ্তি” অনুযায়ী “আগামী ০১/০১/২০১৮ তারিখের পর হতে আর নতুন করে ১১ ডিজিটের ম্যানুয়াল ইওথ ইস্যু করা হবে না।” মর্মে বিধান দেয়া হয়ঃ এবং</p> <p>“জাতীয় রাজস্ব বোর্ড শীঘ্রই মূল্য সংযোজন কর আইন, ১৯৯১ এর সাথে সঙ্গত রকমে মূসক-৬, ৮, ৯ ও ১০ ইত্যাদিসহ প্রযোজ্য ক্ষেত্রে অন্যান্য বিষয়াদি সংশোধন পূর্বক অনলাইন ব্যবস্থাকে যুগোপযোগী করবে” মর্মে বিধান দেয়া হয়।</p>	<p>বিলুপ্তকৃত বিধানটি পুংঃ প্রবর্তনের প্রস্তাব করা হলো।</p> <p>সংশোধিত গণ বিজ্ঞপ্তির সিদ্ধান্ত তথা মূসক ৬, ৮, ৯ ও ১০ ইত্যাদিসহ প্রযোজ্য ক্ষেত্রে অন্যান্য বিষয়াদি সংশোধন পূর্বক প্রয়োজনীয় বিধান জারীর প্রস্তাব করা হলো।</p>	<p>নিবন্ধন সংশ্লিষ্ট কার্যক্রমের ক্ষেত্রে দেশে ৩১/১২/২০১৭ খ্রিঃ তারিখের পর হতে ১৯৯১ সনের মূসক আইনের অধীন সর্বপ্রকার মূসক নিবন্ধন প্রদান স্থগিত আছে;</p> <p>২। অপর পক্ষেঃ “মূল্য সংযোজন কর ও সম্মুরক গুল্ক আইন, ২০১২” এর আওতায় অনলাইনে ৯ ডিজিটের মূসক নিবন্ধন প্রদান চালু থাকলেও একই e-TIN দিয়ে একটি কেন্দ্রীয় নিবন্ধের আওতায় একাধিক শাখা (Branch) নিবন্ধন গ্রহণ করা গেলেও তা ১৯৯১ সনের মূসক ব্যবস্থায় কেন্দ্রীয় নিবন্ধন সংশ্লিষ্ট এসআরও নং ১৮৬-আইন/২০১২/৬৪৪-মূসক, তারিখ ০৭/০৬/২০১২ এর বিধানের সাথে সংগতিপূর্ণ বিবেচনার সুযোগ নেই;</p> <p>৩। আবার ১৯৯১ সনের আইনের আওতায় করদাতাদের সিংহভাগ কর্তৃক ইউনিট নিবন্ধের আওতায় কার্যক্রম পরিচালনা করার বিষয়টি একটি প্রতিষ্ঠিত বাস্তবতা; যার কার্যকারিতা অন-লাইনে গৃহীতব্য ৯ ডিজিটের শাখা (Branch) নিবন্ধন দিয়ে নিশ্চিত করা সম্ভব নয়, কেননা (ক) খাতাপত্র, হিসাব রক্ষণাবেক্ষণ, রিটার্ন প্রদান ইত্যাদি কেন্দ্রীয়ভাবে কেন্দ্রীয় প্রতিষ্ঠানের পরিবর্তে ইউনিট (শাখা) হতে পরিচালিত হয়; (খ) অনলাইন রেজিস্ট্রেশনে “ব্যবসার প্রকৃতি” যথা “Supplier (Mfg). Importer” ইত্যাদিসহ প্রযোজ্য “ব্যবসার কার্যক্রম কোড” লিপিবদ্ধ থাকে না; ফলে আমদানি পর্যায়ে অগ্রঠ আদায় হবে কি হবে না তা নিশ্চিত করা সম্ভব নয়; ইত্যাদি।</p>

ক্র.ম.ক নং	বাজেট ঘোষণায় প্রদত্ত বিধান	প্রস্তাবনা	প্রস্তাবনার পক্ষে যুক্তিযুক্ত
১	২	৩	৪
২।	<p>এসআরও নং ১৬৯-আইন/২০১৮/৭৯২-মুসক, তারিখ ০৭/০৬/২০১৮ তে নির্ধারিত সেবার কোড বা ০৭৯.০০ এর বিপরীতে “ভার্চুয়াল বিজনেস” এর আওতায় মূলতঃ “অনলাইন পণ্য বিক্রয়” ব্যবস্থাকে অন্তর্ভুক্ত করে উহার ক্ষেত্রে ৫% মুসক হার নির্ধারণ করা হয়েছে; অথচঃ এ ক্ষেত্রে পৃথক সেবার কোড ১০৯৯.৫০ এর বিপরীতে মুসক অব্যাহতি প্রদত্ত আছে।</p>	<p>এসআরও নং ১৬৯-আইন/২০১৮/৭৯২-মুসক, তারিখ ০৭/০৬/২০১৮ তে নির্ধারিত সেবার কোড বা ০৭৯.০০ এর বিপরীতে “ভার্চুয়াল বিজনেস” এর আওতায় মূলতঃ “অনলাইন পণ্য বিক্রয়” ব্যবস্থাকে অন্তর্ভুক্ত করে উহার ক্ষেত্রে ৫% মুসক হার নির্ধারণ করা হয়েছে; অথচঃ এ ক্ষেত্রে পৃথক সেবার কোড ১০৯৯.৫০ এর বিপরীতে মুসক অব্যাহতি প্রদত্ত আছে। উপর্যুক্ত অসামঞ্জস্যতা দূরীকরণার্থে ৩ নং কলামের প্রস্তাবনা যুক্তিযুক্ত বিবেচ্য।</p>	<p>সুপারিশ-র) এমতাবস্থায়, ২ নং কলামের ক অনুচ্ছেদে বর্ণিত বিধানটি বাতিলের ফলে একই মালিকানাধীন নি-কটবর্তী সহযোগী প্রতিষ্ঠানগুলোর নিবন্ধন সংশ্লিষ্ট ক্ষেত্রে নতুন জটিলতার সৃষ্টি হবে, বিধায় ৩ নং কলামের প্রস্তাবনা যুক্তিযুক্ত বিবেচ্য।</p> <p>এবং</p> <p>২ নং কলামের (খ) অনুচ্ছেদে বর্ণিত সংশোধিত গণ বিজ্ঞপ্তি ভিত্তিক প্রয়োজনীয় সংশোধনী জারীর লক্ষ্যে ৩ নং কলামের প্রস্তাবনা যুক্তিযুক্ত বিবেচ্য।</p>

ক্র. নং	বাজেট ঘোষণায় প্রদত্ত বিধান	প্রস্তাবনা	প্রস্তাবনার পক্ষে যুক্তিযুক্ত
১	২	৩	৪
৩।	এসআরও নম্বর ১৭৪-আইন/২০১৮/৭৯৭-মুসক, তারিখ- ৭/০৬/২০১৮ খ্রি: অনুযায়ী প্রণীত “বাণিজ্যিক আমদানিকারক, ব্যবসায়ী ও ক্ষুদ্র খুচরা ব্যবসায়ী কর্তৃক পণ্য সরবরাহের উপর আরোপীয় মূল্য সংযোজন কর আদায় বিধিমালা, ২০১৮” এর বিধি নম্বর ৪ (ক) ও (খ) এর বিধানে বাণিজ্যিক আমদানিকারক কর্তৃক আমদানি শুল্কের Advance Trade VAT হার, এতদ্বসংশ্লিষ্ট পূর্বের এসআরও এর বিধান অনুযায়ী ২৬.৬৭ শতাংশ মূল্য সংযোজনের বিপরীতে ৪ শতাংশ এর স্থলে ৩৩.৩৪ শতাংশ মূল্য সংযোজনের বিপরীতে ৫ শতাংশ নির্ধারণ করা হয়েছে; একইভাবে সংশ্লিষ্ট বিধিমালার বিধি নং ৫ এর উপ-বিধি (১২) অনুযায়ী ব্যবসায়ী পর্যায়ের ট্রেড ভ্যাট হার, এতদ্বসংশ্লিষ্ট পূর্বের এসআরও এর বিধান অনুযায়ী ২৬.৬৭ শতাংশ মূল্য সংযোজনের বিপরীতে ৪ শতাংশের স্থলে ৩৩.৩৪ শতাংশ মূল্য সংযোজনের বিপরীতে ৫ শতাংশ নির্ধারণ করা হয়েছে।	এসআরও নম্বর ১৭৪-আইন/২০১৮/৭৯৭-মুসক, তারিখ- ৭/০৬/২০১৮ খ্রি: অনুযায়ী প্রণীত “বাণিজ্যিক আমদানিকারক, ব্যবসায়ী ও ক্ষুদ্র খুচরা ব্যবসায়ী কর্তৃক পণ্য সরবরাহের উপর আরোপীয় মূল্য সংযোজন কর আদায় বিধিমালা, ২০১৮” তে উভয়ক্ষেত্রে তথা Advance Trade VAT, I Trade VAT এর ক্ষেত্রে ৩৩.৩৪ শতাংশ মূল্য সংযোজনের বিপরীতে ৫ শতাংশের স্থলে পূর্বের ২৬.৬৭ শতাংশ মূল্য সংযোজনের বিপরীতে ৪ শতাংশ বহাল রাখার প্রস্তাব করা হলো।	দেশের আত্ম সামাজিক প্রেক্ষাপটে প্রতিযোগিতামূলক বাজারে আমদানি পণ্য বা ব্যবসায়ী পণ্যের ক্ষেত্রে নির্ধারিত পূর্বের ২৬.৬৭ শতাংশ মূল্য সংযোজন এম-নতেই বাস্তবতার নিরীখে অনেক বেশী ছিল; তদস্থলে অধিকতর আবাস্তব তথা ৩৩.৩৪ শতাংশ মূল্য সংযোজন নির্ধারণ করে তার বিপরীতে পূর্বের ৪ শতাংশের স্থলে ৫ শতাংশ মুসক আদায়ের বিধান অযৌক্তিক বিবেচ্য। তাই ৩ নং কলামের প্রস্তাবনা যুক্তিযুক্ত বিবেচ্য।
৪।	সাধারণ আদেশ নং ০৫/মুসক/২০১৮ এর শেষে ০৩ নং অনুচ্ছেদে বাতিলকৃত সাধারণ আদেশ হিসেবে “১২/মুসক/২০১৮” এর উল্লেখ করা হয়েছে।	সাধারণ আদেশ নং ০৫/মুসক/২০১৮ এর শেষে ০৩ নং অনুচ্ছেদে বর্ণিত “সাধারণ আদেশ নং ১২/মুসক/২০১৮” শব্দগুলো, “সাধারণ আদেশ নং ০২/মুসক/২০১৭” দ্বারা প্রতিস্থাপনের প্রস্তাব করা হলো।	ভুল সংশোধনের জন্য ৩ নং কলামের প্রস্তাবনা যুক্তিযুক্ত বিবেচ্য।

ক্র.মিক নং	বাজেট ঘোষণায় প্রদত্ত বিধান	প্রস্তাবনা	প্রস্তাবনার পক্ষে যুক্তিযুক্ত
১	২	৩	৪
৫।	<p>সাধারণ আদেশ নং ০৬/মূসক/২০১৮ এরঃ</p> <p>(ক) অনুচ্ছেদ ২ (২) অধীন দফা (খ) তে ‘ব্যবসায়ী বা আমদানিকারক কর্তৃক আমদানি করে পণ্য সরবরাহ করা হলে যোগানদার সেবা বিবেচনায় উৎসে মূসক কর্তনযোগ্য’ হবে মর্মে বলা হয়েছে; এবং</p> <p>(খ) অনুচ্ছেদ ৩ (ক) তে ‘ব্যবসায়ী কর্তৃক ১৫ শতাংশ হারে মূসক প্রদান সংশ্লিষ্ট “মূসক-১১”/“মূসক-১১ ক” চালানপত্র মূল্যে সরাসরি পণ্য সরবরাহ করলে উৎসে মূসক কর্তন করতে হবে না’ মর্মে বিধান দেয়া হয়েছে; বিশেষভাবে উল্লেখ্য আলোচ্যক্ষেত্রে ইতোপূর্বে বলবৎ সাধারণ আদেশ নং ১৪/মূসক/২০১৭ এর অনুচ্ছেদ ০৩ (ক) এর বিধানে “১৫ শতাংশ হারে” চালানপত্র থাকার বাধ্যবাধকতা আরোপিত হয়নি।</p>	<p>সাধারণ আদেশ নং ০৬/মূসক/২০১৮ এরঃ</p> <p>(ক) অনুচ্ছেদ ২ (২) অধীন দফা (খ) তে বর্ণিত “বিধায় এরূপ ক্ষেত্রে” শব্দগুলোর পর “কার্যদেশে বর্ণিত সমপরিমাণ মূল্যের মূসকসহ মূল্য সম্মিলিত মূসক চালানপত্র না থাকলে প্রযোজ্য” শব্দগুলো সন্নিবেশিতকরণের প্রস্তাব করা হলো; এবং</p> <p>(খ) অনুচ্ছেদ ৩ এর দফা (ক) এর শুরুতে বর্ণিত “১৫ শতাংশ হারে” শব্দগুলো বিলুপ্তির প্রস্তাব করা হলো।</p>	<p>কলাম ২ এর অনুচ্ছেদ (ক) ও (খ) উভয় ক্ষেত্রে ব্যবসায়ী কর্তৃক ৫% হারে মূসক পরিশোধিত মূল্যের স্বপক্ষে বা আমদানিকারক কর্তৃক ভ্যাট ও এটিভি পরিশোধিত মূল্যের স্বপক্ষে “বাণিজ্যিক আমদানিকারক, ব্যবসায়ী------কর্তৃক পণ্য সরবরাহের উপর আরোপণীয় মূল্য সংযোজন কর আদায় বিধিমালা, ২০১৮” এর বিধি ৪ (খ) ও ৫(১২) এর বিধানের আওতায় প্রদত্ত বৈধ চালানপত্র (যাতে প্রদর্শিত মূসকসহ মূল্য ও কার্যদেশে প্রদর্শিত মূল্য একই মর্মে পাওয়া যায়) প্রদান সফ্রেও পূরণীয় উৎসে মূসক কর্তনের বিধান যুক্তিযুক্ত বিবেচনার সুযোগ নেই। বিশেষভাবে উল্লেখ্য আলোচ্যক্ষেত্রে ইতোপূর্বে বলবৎ সাধারণ আদেশ নং ১৪/মূসক/২০১৭ এর অনুচ্ছেদ ০৩ (ক) এর বিধানে “১৫ শতাংশ হারে” চালানপত্র থাকার বাধ্যবাধকতা আরোপিত হয়নি।</p> <p>তাই ৩ নং কলামের প্রস্তাবনা যুক্তিযুক্ত বিবেচ্য।</p>

সাধারণ আদেশ নং ২৯/মুসক/২০১৩, তারিখ ০৬/০৬/২০১৩ খ্রিঃ অনুযায়ী “চুক্তিভিত্তিক পণ্য উৎপাদন ও সরবরাহের ক্ষেত্রে পালনীয় পদ্ধতি ও প্রক্রিয়া সংক্রান্ত দিক নির্দেশনা” তে চুক্তিভিত্তিক উৎপাদক কর্তৃক প্রাপ্ত স্বত্বাধিকারীর উপকরণ, যা স্থানীয়ভাবে সংগ্রহ পূর্বক সরাসরি চুক্তিভিত্তিক উৎপাদকের নিকট প্রেরিত হয়েছে এমন উপকরণের উপর চুক্তিভিত্তিক উৎপাদক কর্তৃক রেয়াত প্রাপ্যতার বিষয়টি স্পষ্ট করা হয় নি।

সাধারণ আদেশ নং ২৯/মুসক/২০১৩, তারিখ ০৬/০৬/২০১৩ খ্রিঃ এর মাধ্যমে প্রাপ্ত “চুক্তিভিত্তিক পণ্য উৎপাদন ও সরবরাহের ক্ষেত্রে পালনীয় পদ্ধতি ও প্রক্রিয়া সংক্রান্ত দিক নির্দেশনা” এর উপ-অনুচ্ছেদ (এ) নিম্নরূপে প্রতিস্থাপনের প্রস্তাব করা হলো।

এ) পণ্যের স্বত্বাধিকারীর নিজস্ব আমদানিকৃত উপকরণ বা স্থানীয়ভাবে সংগৃহীত উপকরণ তাহার নিবন্ধিত উৎপাদনস্থল বা পণ্যগারে আনায়েনের পরিবর্তে চুক্তিভিত্তিক উৎপাদকের নিকট সরাসরি সরবরাহের ক্ষেত্রে এবং চুক্তিভিত্তিক উৎপাদক কর্তৃক উৎপাদিত পণ্য স্বত্বাধিকারীর উৎপাদনস্থলের পরিবর্তে তাহার বিক্রয়স্থল বা সরবরাহ ডিপোতে সরবরাহের ক্ষেত্রে স্বত্বাধিকারী তাহার সরবরাহকৃত উপকরণের বিপরীতে কোন রেয়াত গ্রহণ করিতে পারিবেন না;

তবে চুক্তিভিত্তিক উৎপাদক উপরোল্লিখিত উপ-অনুচ্ছেদ (ঘ) ও (ঙ) তে বর্ণিত “মুসক-১১গগ” বা “মুসক-১১” চালানপত্রে বর্ণিত উপকরণের উপর পরিশোধিত মুসক, তৎকর্তৃক সরবরাহতব্য উৎপাদিত পণ্যের ঘোষিত মূল্য ভিত্তির মধ্যে আলোচ্য উপকরণ সংশ্লিষ্ট তথ্য অন্তর্ভুক্তির শর্তে, রেয়াত গ্রহণ করিতে পারিবেন।”

স্থানীয়ভাবে স্বত্বাধিকারীর সংগৃহীত উপকরণ (যার “মুসক-১১” চালানপত্রে সাধারণ আদেশ নং ২৯/মুসক/২০১৩ এর অনুচ্ছেদ (ঙ) এর নির্দেশনা অনুযায়ী ক্রেতা হিসেবে স্বত্বাধিকারীর নাম, ঠিকানা, নিবন্ধন নম্বর এবং পণ্যের চূড়ান্তস্থল” এর বিপরীতে চুক্তিভিত্তিক উৎপাদকের নাম, ঠিকানা ও নিবন্ধন নম্বর লিপিবদ্ধ করা থাকে) সরাসরি চুক্তিভিত্তিক উৎপাদকের নিকট প্রেরণের পর সে উপকরণ দ্বারা উৎপাদিত পণ্য যথাযথভাবে কর পরিশোধান্তে স্বত্বাধিকারীর বিক্রয় ডিপোতে প্রেরিত হলে এক্ষেত্রে স্বত্বাধিকারী কর্তৃক রেয়াত গৃহীতব্য হবে না মর্মে সাধারণ আদেশটির অনুচ্ছেদ (এ) তে বর্ণিত হলেও আলোচ্য ক্ষেত্রে চুক্তিভিত্তিক উৎপাদক কর্তৃক যৌক্তিকভাবে উপরিলিঙ্কিত উপকরণের উপর বৈধ রেয়াত প্রাপ্যতার সংশ্লিষ্ট বিষয়টি স্পষ্ট না করায় আলোচ্যক্ষেত্রে মাঠ পর্যায়ে জটিলতা সৃষ্টি হচ্ছে, যা নিরসনকল্পে ৩ নং কলামের প্রস্তাবনা যুক্তিযুক্ত বিবেচ্য।

## BUDGET AT A GLANCE

(Taka in Crore)

Description	Budget 2018-19	Revised 2017-18	Budget 2017-18	Actual 2016-17
<b>Revenue and Foreign Grants</b>				
Revenues (Statement I)	<b>3,39,280</b>	<b>2,59,454</b>	<b>2,87,990</b>	<b>2,01,210</b>
Tax Revenue	3,05,928	2,32,202	2,56,448	1,78,075
NBR Tax Revenue	2,96,201	2,25,000	2,48,190	1,71,637
Non-NBR Tax Revenue	9,727	7,202	8,258	6,438
Non-Tax Revenue	33,352	27,252	31,542	23,136
Foreign Grants/1 (Statement V)	4,051	4,457	5,504	701
<b>Total :</b>	<b>3,43,331</b>	<b>2,63,911</b>	<b>2,93,494</b>	<b>2,01,911</b>
<b>Expenditure</b>				
Operating Expenditure	<b>2,82,415</b>	<b>2,10,578</b>	<b>2,34,013</b>	<b>1,75,849</b>
Recurrent Expenditure (Statement III)	2,51,668	1,93,828	2,09,142	1,64,488
of which	51,340	37,920	41,459	35,392
Domestic Interest	48,377	35,404	39,513	33,551
Foreign Interest	<b>2,963</b>	<b>2,516</b>	<b>1,946</b>	<b>1,841</b>
Capital Expenditure/2 (Statement IV)	30,747	16,750	24,871	11,361
Net Outlay for Food Account Operation/3 (Statement VIII)	365	3,894	361	2,961
Loans & Advances (Net)/4 (Statement VIA)	2,124	3,335	6,879	2,599
Development Expenditure	1,79,669	1,53,688	1,59,013	88,090
Scheme/5 (Statement X)	<b>327</b>	<b>261</b>	<b>249</b>	<b>208</b>
Non-ADP Special Project (Statement VIA)	4,365	3,140	3,512	2,206
Annual Development Programme/6 (Statement IX)	1,73,000	1,48,381	1,53,331	84,093
Non-ADP FFW and Transfer/7 (Statement X)	1,978	1,906	1,921	1,582
<b>Total - Expenditure :</b>	<b>4,64,573</b>	<b>3,71,495</b>	<b>4,00,266</b>	<b>2,69,499</b>
<b>Overall Deficit (Including Grants) :</b>	<b>- 1,21,242</b>	<b>- 1,07,584</b>	<b>- 1,06,772</b>	<b>- 67,588</b>
(In percent of GDP) :	- 4.7	- 4.8	- 4.8	- 3.5
<b>Overall Deficit (Excluding Grants) :</b>	<b>- 1,25,293</b>	<b>- 1,12,041</b>	<b>- 1,12,276</b>	<b>- 68,289</b>
(In percent of GDP) :	- 4.9	- 5.0	- 5.0	- 3.5
<b>Financing</b>				
Foreign Borrowing-Net	50,016	41,567	46,420	11,603
Foreign Borrowing (Statement V)	60,585	51,040	55,313	18,802
Foreign Debt Repayment (Statement IX)	- 10,569	- 9,473	- 8,893	- 7,199
Domestic Borrowing (Statement VIB)	71,226	66,017	60,352	55,985
Borrowing from Banking System (Net)	42,029	19,917	28,203	- 8,379
Long-Term Debt (Net)	23,965	13,380	19,438	- 1,977
Short-Term Debt (Net)	18,064	6,537	8,765	- 6,402

**BUDGET AT A GLANCE**

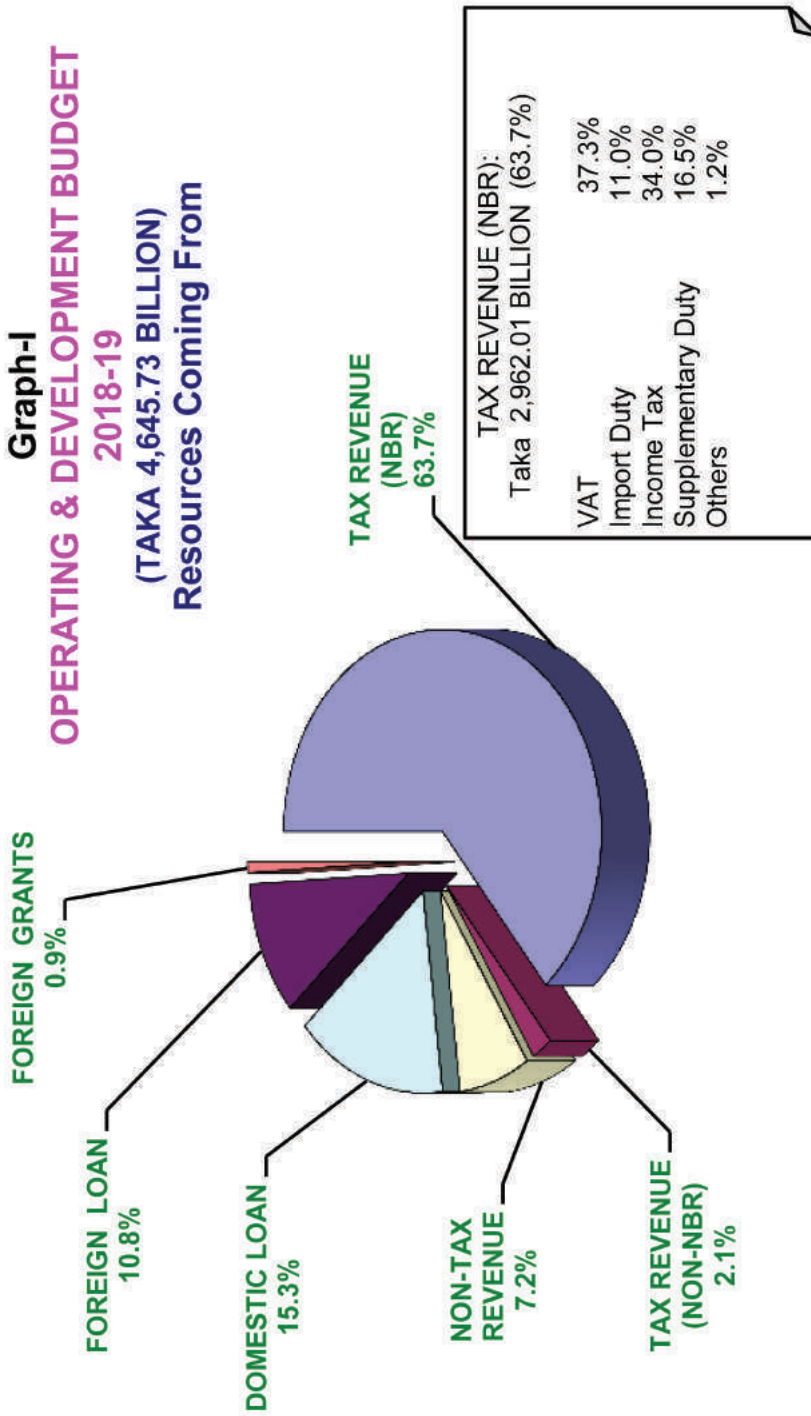
(Taka in Crore)

Description	Budget 2018-19	Revised 2017-18	Budget 2017-18	Actual 2016-17
Non-Bank Borrowing (Net)	29,197	46,100	32,149	64,364
National Savings Schemes (Net)	26,197	44,000	30,150	51,806
Others (Net)/8 (Statement VII)	3,000	2,100	1,999	12,558
<b>Total - Financing :</b>	<b>1,21,242</b>	<b>1,07,584</b>	<b>1,06,772</b>	<b>67,588</b>
<b>Memorandum Item :</b>				
<b>GDP</b>	<b>25,37,849</b>	<b>22,38,498</b>	<b>22,23,600</b>	<b>19,56,055</b>

**EXPLANATORY NOTES:**

- Grants have been grouped together with government revenues as they are unrequited receipts from development partners;
- Expenditure for acquisition of assets, acquisition of land, construction and works, and investment in shares and equities etc. have been included in Operating Capital Expenditure;
- In FY 2018-19, distribution of food-grains is estimated to be less than procurement, which will result into positive Net Outlay for Food Account operation;
- Loans and Advances to state-owned enterprises/autonomous bodies and government employees minus repayment of loans and advances have been shown as Loans and Advances (Net);
- Scheme is one of the three kind of Non-ADP Projects, other two are - Food for Works & Transfers and Non-ADP Special Projects. Scheme includes some development programmes that are financed from Own Source Revenue but not included in the ADP;
- Including Self Financed Tk. 6,811 crore of the Autonomous Bodies/State Owned Enterprises and Export Credit Agency (E.C.A) supported financing Tk. 1,058 crore total size of the Annual Development Program stands at Tk. 1,80,869 crore;
- Transfer of sale proceeds from food grains received under the agreement with development partners & part of Food For Works (FFW) programme which are not included in the ADP have been shown under this category;
- Net increase/decrease in the Public Accounts of the Republic (excluding National Savings Schemes) has been included in this group.

**Graph-I**  
**OPERATING & DEVELOPMENT BUDGET**  
**2018-19**  
**(TAKA 4,645.73 BILLION)**  
**Resources Coming From**



**Statement I**  
**Broad Details of Revenue Receipts**  
**(Excluding Grants, Loans and Food Account Transactions)**

(Taka in Crore)

Description	Budget 2018-19	Revised 2017-18	Budget 2017-18	Actual 2016-17
<b>Tax Revenue</b>				
<b>National Board of Revenue (NBR) Tax</b>				
Taxes on Income, Profits and Capital Gains	1,00,719	77,736	85,176	52,433
Value Added Tax	1,10,555	82,713	91,170	63,757
Supplementary Tax	48,766	34,766	38,401	31,487
Import Duty	32,553	26,538	30,109	20,763
Export Duty	36	40	44	22
Excise Duty	2,090	1,664	1,599	1,791
Other Taxes	1,482	1,543	1,691	1,384
<b>Sub-Total - National Board of Revenue (NBR) Tax :</b>	<b>2,96,201</b>	<b>2,25,000</b>	<b>2,48,190</b>	<b>1,71,637</b>
<b>Non-NBR Tax</b>				
Narcotics and Liquor Duty	102	85	92	68
Motor Vehicle Taxes	1,429	1,550	1,700	1,472
Land Development Tax	1,400	1,220	650	853
Sale of Stamps (Non Judicial)	6,303	3,944	5,466	3,693
Surcharge/1	493	403	350	352
<b>Sub-Total - Non-NBR Tax :</b>	<b>9,727</b>	<b>7,202</b>	<b>8,258</b>	<b>6,438</b>
<b>Total - Tax Revenue :</b>	<b>3,05,928</b>	<b>2,32,202</b>	<b>2,56,448</b>	<b>1,78,075</b>
<b>Non-Tax Revenue</b>				
Dividends and Profits	3,404	2,971	5,398	3,232
Interest	5,462	1,936	1,937	2,211
Administrative Fees	3,894	3,412	3,332	2,398
Fines, Penalties and Forfeiture	601	644	600	614
Service Fees	6,655	5,094	5,813	3,842
Rents and Leases	632	700	685	368
Tolls	657	606	665	545
Non-Commercial Sales	2,331	2,523	2,700	1,310
Other Receipts (other than tax)	9,480	9,316	10,341	8,370
Capital Receipts	236	50	71	246
<b>Total - Non-Tax Revenue :</b>	<b>33,352</b>	<b>27,252</b>	<b>31,542</b>	<b>23,136</b>
<b>Grant Total - Revenue Receipts :</b>	<b>3,39,280</b>	<b>2,59,454</b>	<b>2,87,990</b>	<b>2,01,211</b>

1. Surcharge Includes Health Development, Environment Safety and IT Development Surcharge.

## Statement II

### Operating and Development Expenditure

(excluding loans & advances, domestic & foreign debt, food account operations and adjustment expenditure)

(Taka in Crore)

Ministry/Division	Budget 2018-19	Revised 2017-18	Budget 2017-18	Actualo 2016-17
<b>Public Services</b>				
<b>President's Office</b>				
operating/1	23	22	21	21
<b>Total - President's Office :</b>	<b>23</b>	<b>22</b>	<b>21</b>	<b>21</b>
<b>Bangladesh Parliament</b>				
Operating	298	298	298	230
Development/2	34	16	16	1
<b>Total - Bangladesh Parliament :</b>	<b>332</b>	<b>314</b>	<b>314</b>	<b>231</b>
<b>Prime Minister's Office</b>				
Operating	487	585	486	353
Development	2,314	4,214	970	775
<b>Total - Prime Minister's Office :</b>	<b>2,801</b>	<b>4,799</b>	<b>1,456</b>	<b>1,128</b>
<b>Cabinet Division</b>				
Operating	74	65	58	48
Development	73	18	37	2
<b>Total - Cabinet Division :</b>	<b>147</b>	<b>83</b>	<b>95</b>	<b>50</b>
<b>Election Commission Secretariat</b>				
Operating	1,685	348	308	237
Development	210	605	762	395
<b>Total - Election Commission Secretariat :</b>	<b>1,895</b>	<b>953</b>	<b>1,070</b>	<b>632</b>
<b>Ministry of Public Administration</b>				
Operating	2,177	1,970	1,772	1,579
Development	287	168	225	115
<b>Total - Ministry of Public Administration :</b>	<b>2,464</b>	<b>2,138</b>	<b>1,997</b>	<b>1,694</b>
<b>Bangladesh Public Service Commission</b>				
Operating	47	52	46	44
Development	30	28	28	5
<b>Total - Bangladesh Public Service Commission :</b>	<b>77</b>	<b>80</b>	<b>74</b>	<b>49</b>
<b>Finance Division/3</b>				
Operating	63,795	24,404	43,120	21,949
Development	3,446	1,665	1,698	888
<b>Total - Finance Division/3 :</b>	<b>67,241</b>	<b>26,069</b>	<b>44,818</b>	<b>22,837</b>

1. Previous 'Non Development Expenditure' is termed as 'Operating Expenditure' in new Budget and Accounting Classification System.
2. Development Expenditure = Non-ADP FFW and Transfer + Non-ADP Special Programme + Scheme (Previous Development Programmes financed from Non-Development Expenditure) + Annual Development Programme.
3. Unexpected expenditure, subsidies and incentives are included in Operating Expenditure. Tk. 7,500 crore has been allocated for funding Public Private Partnership initiatives and export incentives.

**Statement II : Operating and Development Expenditure**

(Taka in Crore)

Ministry/Division	Budget 2018-19	Revised 2017-18	Budget 2017-18	Actualo 2016-17
<b>Internal Resources Division</b>				
Operating	2,037	1,791	1,865	1,145
Development	389	253	340	136
<b>Total - Internal Resources Division :</b>	<b>2,426</b>	<b>2,044</b>	<b>2,205</b>	<b>1,281</b>
<b>Financial Institutions Division</b>				
Operating	279	359	111	157
Development	2,183	1,986	2,429	1,609
<b>Total - Financial Institutions Division :</b>	<b>2,462</b>	<b>2,345</b>	<b>2,540</b>	<b>1,766</b>
<b>Economic Relations Division</b>				
Operating	244	233	224	198
Development	35	40	37	62
<b>Total - Economic Relations Division :</b>	<b>279</b>	<b>273</b>	<b>261</b>	<b>260</b>
<b>Planning Division/4</b>				
Operating	73	69	70	63
Development	1,306	645	1,262	86
<b>Total - Planning Division/4 :</b>	<b>1,379</b>	<b>714</b>	<b>1,332</b>	<b>149</b>
<b>Implementation Monitoring and Evaluation Division</b>				
Operating	37	52	51	37
Development	98	60	49	28
<b>Total - Implementation Monitoring and Evaluation Division :</b>	<b>135</b>	<b>112</b>	<b>100</b>	<b>65</b>
<b>Statistics and Informatics Division</b>				
Operating	182	165	165	147
Development	417	403	353	194
<b>Total - Statistics and Informatics Division :</b>	<b>599</b>	<b>568</b>	<b>518</b>	<b>341</b>
<b>Ministry of Foreign Affairs</b>				
Operating	1,120	1,173	1,049	788
Development	129	45	140	11
<b>Total - Ministry of Foreign Affairs :</b>	<b>1,249</b>	<b>1,218</b>	<b>1,189</b>	<b>799</b>
<b>Total - Public Services :</b>	<b>83,509</b>	<b>41,732</b>	<b>57,990</b>	<b>31,303</b>
<b>Local Government and Rural Development</b>				
<b>Local Government Division</b>				
Operating	3,682	3,690	3,139	3,014
Development	25,468	22,850	21,526	12,374
<b>Total - Local Government Division :</b>	<b>29,150</b>	<b>26,540</b>	<b>24,665</b>	<b>15,388</b>

4. Estimated development expenditure shown against Planning Division includes lump provision of Tk. 1,126.91 crore to be allocated as development assistance to different ministries/divisions on special ground.

**Statement II : Operating and Development Expenditure**

(Taka in Crore)

Ministry/Division	Budget 2018-19	Revised 2017-18	Budget 2017-18	Actualo 2016-17
<b>Rural Development and Cooperative Division</b>				
Operating	514	481	470	474
Development	1,695	1,715	1,414	1,145
<b>Total - Rural Development and Cooperative Division :</b>	<b>2,209</b>	<b>2,196</b>	<b>1,884</b>	<b>1,619</b>
<b>Ministry of Chittagong Hill Tracts Affairs</b>				
Operating	320	329	301	300
Development	989	914	849	606
<b>Total - Ministry of Chittagong Hill Tracts Affairs :</b>	<b>1,309</b>	<b>1,243</b>	<b>1,150</b>	<b>906</b>
<b>Total - Local Government and Rural Development :</b>	<b>32,668</b>	<b>29,979</b>	<b>27,699</b>	<b>17,913</b>
<b>Defence Services</b>				
<b>Ministry of Defence - Defence Services</b>				
Operating	26,750	24,438	24,074	22,138
Development	1,152	930	680	596
<b>Total - Ministry of Defence - Defence Services :</b>	<b>27,902</b>	<b>25,368</b>	<b>24,754</b>	<b>22,734</b>
<b>Ministry of Defence - Others Services</b>				
Operating	1,147	1,017	971	857
<b>Total - Ministry of Defence - Others Services :</b>	<b>1,147</b>	<b>1,017</b>	<b>971</b>	<b>857</b>
<b>Armed Forces Division</b>				
Operating	35	30	30	30
<b>Total - Armed Forces Division :</b>	<b>35</b>	<b>30</b>	<b>30</b>	<b>30</b>
<b>Total - Defence Services :</b>	<b>29,084</b>	<b>26,415</b>	<b>25,755</b>	<b>23,621</b>
<b>Public Order and Safety</b>				
<b>Supreme Court of Bangladesh</b>				
Operating	180	168	165	117
<b>Total - Supreme Court of Bangladesh :</b>	<b>180</b>	<b>168</b>	<b>165</b>	<b>117</b>
<b>Law and Justice Division</b>				
Operating	1,040	975	916	921
Development	481	504	505	365
<b>Total - Law and Justice Division :</b>	<b>1,521</b>	<b>1,479</b>	<b>1,421</b>	<b>1,286</b>
<b>Public Security Division</b>				
Operating	20,148	18,312	17,231	15,537
Development	1,258	1,072	1,045	850
<b>Total - Public Security Division :</b>	<b>21,406</b>	<b>19,384</b>	<b>18,276</b>	<b>16,387</b>

**Statement II : Operating and Development Expenditure**

(Taka in Crore)

Ministry/Division	Budget 2018-19	Revised 2017-18	Budget 2017-18	Actualo 2016-17
<b>Legislative and Parliamentary Affairs Division</b>				
Operating	35	26	22	22
<b>Total - Legislative and Parliamentary Affairs Division :</b>	<b>35</b>	<b>26</b>	<b>22</b>	<b>22</b>
<b>Anti-Corruption Commission Bangladesh</b>				
Operating	89	83	81	84
Development	29	11	20	6
<b>Total - Anti-Corruption Commission Bangladesh :</b>	<b>118</b>	<b>94</b>	<b>101</b>	<b>90</b>
<b>Security Service Division</b>				
Operating	2,083	1,925	1,872	1,253
Development	1,251	905	994	531
<b>Total - Security Service Division :</b>	<b>3,334</b>	<b>2,830</b>	<b>2,866</b>	<b>1,784</b>
<b>Total - Public Order and Safety :</b>	<b>26,594</b>	<b>23,981</b>	<b>22,851</b>	<b>19,686</b>
<b>Education and Technology</b>				
<b>Ministry of Primary and Mass Education</b>				
Operating	14,154	12,687	13,270	11,746
Development	8,312	7,411	8,752	5,451
<b>Total - Ministry of Primary and Mass Education :</b>	<b>22,466</b>	<b>20,098</b>	<b>22,022</b>	<b>17,197</b>
<b>Secondary and Higher Education Division</b>				
Operating	18,874	17,163	16,964	16,638
Development	6,014	4,355	6,177	5,073
<b>Total - Secondary and Higher Education Division :</b>	<b>24,888</b>	<b>21,518</b>	<b>23,141</b>	<b>21,711</b>
<b>Ministry of Science and Technology</b>				
Operating	480	445	436	390
Development	11,720	9,247	10,602	3,671
<b>Total - Ministry of Science and Technology :</b>	<b>12,200</b>	<b>9,692</b>	<b>11,038</b>	<b>4,061</b>
<b>Information &amp; Communication Technology Division</b>				
Operating	213	209	189	174
Development	2,468	3,270	3,784	1,138
<b>Total - Information &amp; Communication Technology Division :</b>	<b>2,681</b>	<b>3,479</b>	<b>3,973</b>	<b>1,312</b>
<b>Technical and Madrasa Education Division</b>				
Operating	4,894	4,423	4,430	4,077
Development	806	718	839	283
<b>Total - Technical and Madrasa Education Division :</b>	<b>5,700</b>	<b>5,141</b>	<b>5,269</b>	<b>4,360</b>
<b>Total - Education and Technology :</b>	<b>67,935</b>	<b>59,928</b>	<b>65,443</b>	<b>48,641</b>

**Statement II : Operating and Development Expenditure**

(Taka in Crore)

Ministry/Division	Budget 2018-19	Revised 2017-18	Budget 2017-18	Actualo 2016-17
<b>Health</b>				
<b>Health Services Division</b>				
Operating	9,118	8,443	8,331	566
Development	9,041	6,937	7,851	3,078
<b>        Total - Health Services Division :</b>	<b>18,159</b>	<b>15,380</b>	<b>16,182</b>	<b>3,644</b>
<b>Medical Education and Family Welfare Division</b>				
Operating	3,124	2,871	2,799	2,540
Development	2,100	1,763	1,670	437
<b>        Total - Medical Education and Family Welfare Division :</b>	<b>5,224</b>	<b>4,634</b>	<b>4,469</b>	<b>2,977</b>
<b>        Total - Health :</b>	<b>23,383</b>	<b>20,014</b>	<b>20,651</b>	<b>6,621</b>
<b>Social Security and Welfare</b>				
<b>Ministry of Social Welfare</b>				
Operating	5,339	4,625	4,625	3,991
Development	254	192	208	132
<b>        Total - Ministry of Social Welfare :</b>	<b>5,593</b>	<b>4,817</b>	<b>4,833</b>	<b>4,123</b>
<b>Ministry of Women and Children'S Affairs</b>				
Operating	2,980	2,408	2,273	1,935
Development	509	224	302	153
<b>        Total - Ministry of Women and Children'S Affairs :</b>	<b>3,489</b>	<b>2,632</b>	<b>2,575</b>	<b>2,088</b>
<b>Ministry of Food</b>				
Operating	3,391	1,599	3,457	166
Development	764	317	424	178
<b>        Total - Ministry of Food :</b>	<b>4,155</b>	<b>1,916</b>	<b>3,881</b>	<b>344</b>
<b>Ministry of Disaster Management and Relief</b>				
Operating	6,162	5,612	5,866	3,511
Development	3,496	3,070	2,986	3,229
<b>        Total - Ministry of Disaster Management and Relief :</b>	<b>9,658</b>	<b>8,682</b>	<b>8,852</b>	<b>6,740</b>
<b>Ministry of Liberation War Affairs</b>				
Operating	3,711	3,574	3,566	2,684
Development	550	275	420	229
<b>        Total - Ministry of Liberation War Affairs :</b>	<b>4,261</b>	<b>3,849</b>	<b>3,986</b>	<b>2,913</b>
<b>        Total - Social Security and Welfare :</b>	<b>27,156</b>	<b>21,896</b>	<b>24,127</b>	<b>16,208</b>

**Statement II : Operating and Development Expenditure**

(Taka in Crore)

Ministry/Division	Budget 2018-19	Revised 2017-18	Budget 2017-18	Actualo 2016-17
<b>Housing</b>				
<b>Ministry of Housing and Public Works</b>				
Operating	1,443	1,272	1,164	1,166
Development	3,520	2,511	2,569	3,839
<b>Total - Ministry of Housing and Public Works :</b>	<b>4,963</b>	<b>3,783</b>	<b>3,733</b>	<b>5,005</b>
<b>Total - Housing :</b>	<b>4,963</b>	<b>3,783</b>	<b>3,733</b>	<b>5,005</b>
<b>Recreation, Culture and Religious Affairs</b>				
<b>Ministry of Information</b>				
Operating	643	629	621	1,244
Development	522	222	525	139
<b>Total - Ministry of Information :</b>	<b>1,165</b>	<b>851</b>	<b>1,146</b>	<b>1,383</b>
<b>Ministry of Cultural Affairs</b>				
Operating	290	283	220	226
Development	220	113	196	99
<b>Total - Ministry of Cultural Affairs :</b>	<b>510</b>	<b>396</b>	<b>416</b>	<b>325</b>
<b>Ministry of Religious Affairs</b>				
Operating	247	225	216	205
Development	921	750	443	394
<b>Total - Ministry of Religious Affairs :</b>	<b>1,168</b>	<b>975</b>	<b>659</b>	<b>599</b>
<b>Ministry of Youth and Sports</b>				
Operating	1,193	965	1,059	667
Development	305	226	327	266
<b>Total - Ministry of Youth and Sports :</b>	<b>1,498</b>	<b>1,191</b>	<b>1,386</b>	<b>933</b>
<b>Total - Recreation, Culture and Religious Affairs :</b>	<b>4,341</b>	<b>3,413</b>	<b>3,607</b>	<b>3,240</b>
<b>Energy and Power</b>				
<b>Energy and Mineral Resources Division</b>				
Operating	165	95	114	52
Development	1,820	1,346	2,111	1,099
<b>Total - Energy and Mineral Resources Division :</b>	<b>1,985</b>	<b>1,441</b>	<b>2,225</b>	<b>1,151</b>
<b>Power Division</b>				
Operating	43	63	49	22
Development	22,893	22,757	18,845	13,447
<b>Total - Power Division :</b>	<b>22,936</b>	<b>22,820</b>	<b>18,894</b>	<b>13,469</b>
<b>Total - Energy and Power :</b>	<b>24,921</b>	<b>24,261</b>	<b>21,119</b>	<b>14,620</b>

**Statement II : Operating and Development Expenditure**

(Taka in Crore)

Ministry/Division	Budget 2018-19	Revised 2017-18	Budget 2017-18	Actualo 2016-17
<b>Agriculture/5</b>				
<b>Ministry of Agriculture</b>				
Operating	11,951	8,728	11,707	5,943
Development	1,959	1,587	1,893	1,665
<b>Total - Ministry of Agriculture :</b>	<b>13,910</b>	<b>10,315</b>	<b>13,600</b>	<b>7,608</b>
<b>Ministry of Fisheries and Livestock</b>				
Operating	984	937	914	854
Development	884	824	1,015	783
<b>Total - Ministry of Fisheries and Livestock :</b>	<b>1,868</b>	<b>1,761</b>	<b>1,929</b>	<b>1,637</b>
<b>Ministry of Environment and Forest</b>				
Operating	789	548	535	1,462
Development	481	343	585	213
<b>Total - Ministry of Environment and Forest :</b>	<b>1,270</b>	<b>891</b>	<b>1,120</b>	<b>1,675</b>
<b>Ministry of Land</b>				
Operating	1,101	1,007	995	986
Development	1,018	938	859	351
<b>Total - Ministry of Land :</b>	<b>2,119</b>	<b>1,945</b>	<b>1,854</b>	<b>1,337</b>
<b>Ministry of Water Resources</b>				
Operating	1,487	1,371	1,252	965
Development	5,606	4,751	4,675	3,671
<b>Total - Ministry of Water Resources :</b>	<b>7,093</b>	<b>6,122</b>	<b>5,927</b>	<b>4,636</b>
<b>Total - Agriculture/5 :</b>	<b>26,260</b>	<b>21,034</b>	<b>24,430</b>	<b>16,893</b>
<b>Industrial and Economic Services</b>				
<b>Ministry of Commerce</b>				
Operating	209	182	174	207
Development	347	130	438	58
<b>Total - Ministry of Commerce :</b>	<b>556</b>	<b>312</b>	<b>612</b>	<b>265</b>
<b>Ministry of Labour and Employment</b>				
Operating	111	92	94	95
Development	116	100	168	28
<b>Total - Ministry of Labour and Employment :</b>	<b>227</b>	<b>192</b>	<b>262</b>	<b>123</b>
<b>Ministry of Industries</b>				
Operating	293	498	304	252
Development	1,059	854	1,520	493
<b>Total - Ministry of Industries :</b>	<b>1,352</b>	<b>1,352</b>	<b>1,824</b>	<b>745</b>

5. To meet the expenditure on fertiliser & other agricultural incentives Tk. 6,000 crore has been allocated in the revised budget of FY 2017-18 and Tk. 9,000 crore has been allocated in the budget for FY 2018-19.

**Statement II : Operating and Development Expenditure**

(Taka in Crore)

Ministry/Division	Budget 2018-19	Revised 2017-18	Budget 2017-18	Actualo 2016-17
<b>Ministry of Expatriates' Welfare and Overseas</b>				
<b>Employment</b>				
Operating	287	271	274	217
Development	307	256	412	145
<b>Total - Ministry of Expatriates' Welfare and Overseas</b>	<b>594</b>	<b>527</b>	<b>686</b>	<b>362</b>
<b>Employment :</b>				
<b>Ministry of Textiles and Jute</b>				
Operating	185	161	152	428
Development	552	412	543	276
<b>Total - Ministry of Textiles and Jute :</b>	<b>737</b>	<b>573</b>	<b>695</b>	<b>704</b>
<b>Total - Industrial and Economic Services :</b>	<b>3,466</b>	<b>2,956</b>	<b>4,079</b>	<b>2,199</b>
<b>Transport and Communication</b>				
<b>Road Transport and Highways Division</b>				
Operating	3,563	3,562	2,876	2,544
Development	20,817	17,317	16,820	7,953
<b>Total - Road Transport and Highways Division :</b>	<b>24,380</b>	<b>20,879</b>	<b>19,696</b>	<b>10,497</b>
<b>Ministry of Railways</b>				
Operating	3,387	3,062	3,012	1,435
Development	11,155	10,817	13,001	2,054
<b>Total - Ministry of Railways :</b>	<b>14,542</b>	<b>13,879</b>	<b>16,013</b>	<b>3,489</b>
<b>Ministry of Shipping</b>				
Operating	632	552	547	509
Development	2,905	2,353	2,185	1,847
<b>Total - Ministry of Shipping :</b>	<b>3,537</b>	<b>2,905</b>	<b>2,732</b>	<b>2,356</b>
<b>Ministry of Civil Aviation and Tourism</b>				
Operating	47	43	43	42
Development	1,461	612	644	452
<b>Total - Ministry of Civil Aviation and Tourism :</b>	<b>1,508</b>	<b>655</b>	<b>687</b>	<b>494</b>
<b>Posts and Telecommunication Division</b>				
Operating	1,002	967	1,081	1,046
Development	2,381	779	1,441	1,248
<b>Total - Posts and Telecommunication Division :</b>	<b>3,383</b>	<b>1,746</b>	<b>2,522</b>	<b>2,294</b>

14

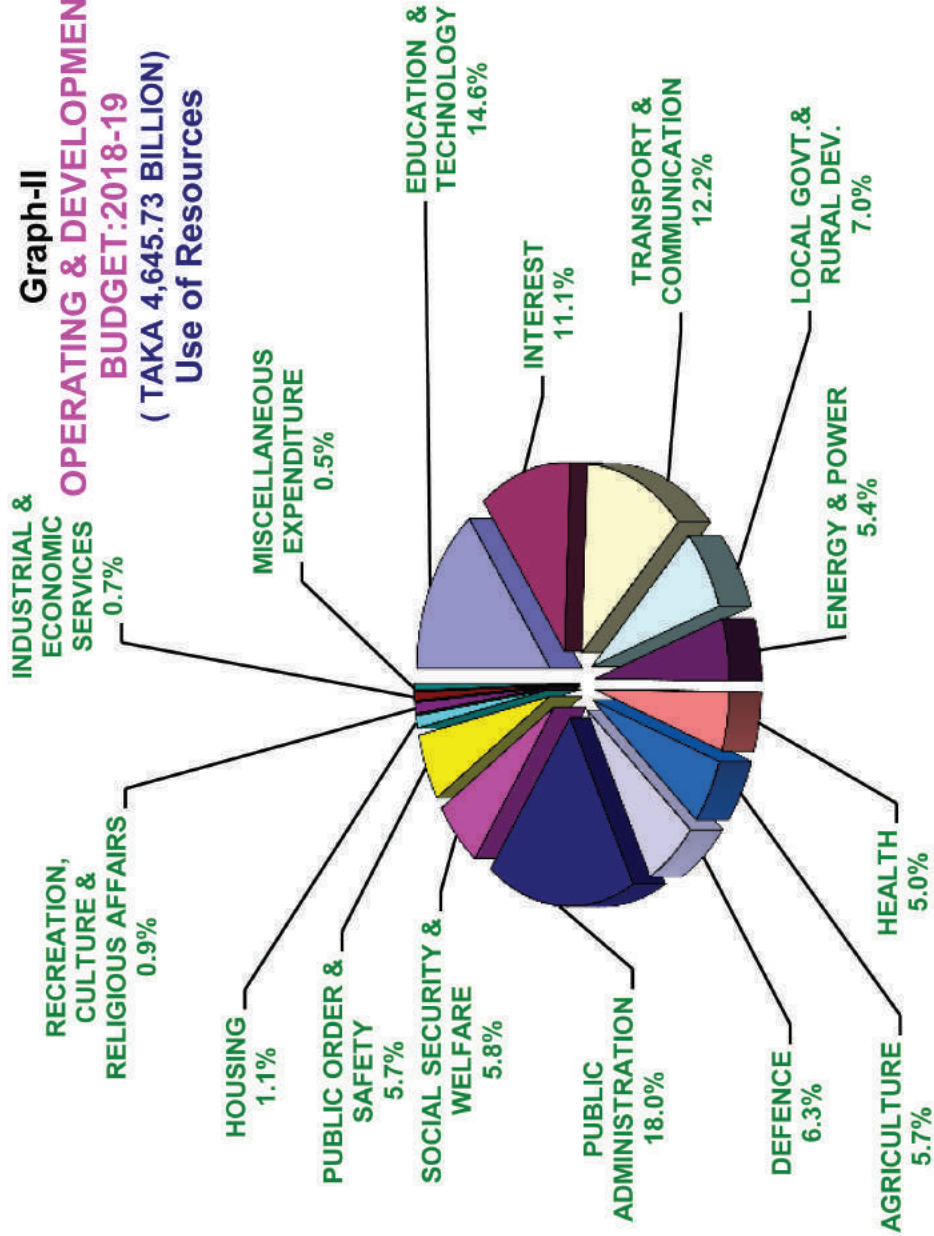
**Statement II : Operating and Development Expenditure**

(Taka in Crore)

Ministry/Division	Budget 2018-19	Revised 2017-18	Budget 2017-18	Actualo 2016-17
<b>Bridges Division</b>				
Operating	2	26	26	31
Development	9,112	6,864	8,404	3,738
<b>Total - Bridges Division :</b>	<b>9,114</b>	<b>6,890</b>	<b>8,430</b>	<b>3,769</b>
<b>Total - Transport and Communication :</b>	<b>56,464</b>	<b>46,954</b>	<b>50,080</b>	<b>22,899</b>
<b>Interest</b>				
<b>Domestic</b>				
Operating	48,377	35,404	39,516	33,249
<b>Total - Domestic :</b>	<b>48,377</b>	<b>35,404</b>	<b>39,516</b>	<b>33,249</b>
<b>Foreign</b>				
Operating	2,963	2,516	1,946	1,841
<b>Total - Foreign :</b>	<b>2,963</b>	<b>2,516</b>	<b>1,946</b>	<b>1,841</b>
<b>Total - Interest :</b>	<b>51,340</b>	<b>37,920</b>	<b>41,462</b>	<b>35,090</b>
<b>Total - Operating Expenditure (Excluding Loans &amp; Advances, Domestic &amp; Foreign Debt, Food Account Operation and adjustment) (A) :</b>	<b>2,82,415</b>	<b>2,10,578</b>	<b>2,34,013</b>	<b>1,75,849</b>
<b>Development Expenditure (B) :</b>	<b>1,79,669</b>	<b>1,53,688</b>	<b>1,59,013</b>	<b>88,090</b>
<b>Memorandum Item:</b>				
Food Account - Net (C) :	365	3,894	361	2,961
Loans and Advances - Net (D) :	2,124	3,335	6,879	2,599
<b>Total - Expenditure (A+B+C+D) :</b>	<b>4,64,573</b>	<b>3,71,495</b>	<b>4,00,266</b>	<b>2,69,499</b>

- \* Pension, Subsidy and Incentive are included in the Sector wise resource distribution.
- \* In the Graph-II Incentive for Agriculture is included in agriculture expenditure.
- \* In the Graph-II Loans and Advances (Net) and Food Account (Net) have been lumped together as "Miscellaneous Expenditure".

**Graph-II**  
**OPERATING & DEVELOPMENT**  
**BUDGET:2018-19**  
**( TAKA 4,645.73 BILLION)**  
**Use of Resources**



Sector-wise Resource Distribution ( Including Subsidies & Incentives and Pension )

## Statement IIA Operating and Development Budget Use of Resources

(Taka in Crore)

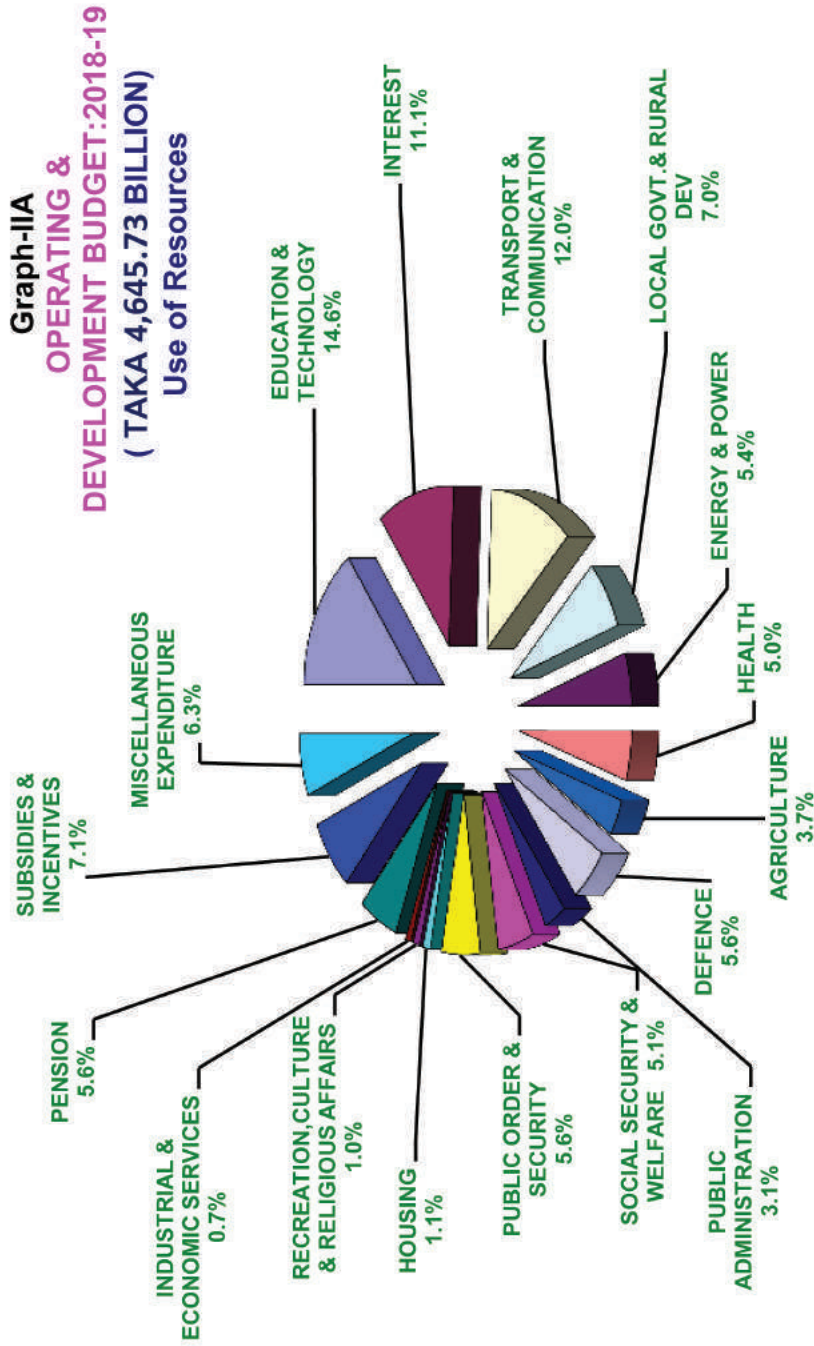
Description	Budget 2018-19	Revised 2017-18	Budget 2017-18	Actual 2016-17
<b>Public Services- Total</b>	<b>1,36,887</b>	<b>82,704</b>	<b>1,06,017</b>	<b>65,644</b>
Public Services(Net)	14,611	20,997	23,749	2,285
Subsidy and Incentive	19,601	8,600	5,909	2,310
Pension and Gratuities	22,439	10,008	19,471	17,316
Interest	51,315	37,894	41,431	34,327
Investments in Shares and Equities/2	24,556	2,065	11,945	7,200
Non-ADP Projects/2	4,365	3,140	3,512	2,206
<b>Local Government and Rural Development- Total</b>	<b>32,670</b>	<b>29,982</b>	<b>27,708</b>	<b>17,911</b>
Pension and Gratuities	0	0	0	283
Interest	0	0	0	1
<b>Defence Services- Total</b>	<b>29,101</b>	<b>26,431</b>	<b>25,771</b>	<b>23,762</b>
Defence Services(Net)	26,117	23,326	22,989	20,575
Subsidy and Incentive	424	405	390	374
Pension and Gratuities	2,560	2,700	2,392	2,382
Interest	0	0	0	431
<b>Public Order and Safety- Total</b>	<b>26,629</b>	<b>24,009</b>	<b>22,881</b>	<b>19,784</b>
Public Order and Safety(Net)	25,808	23,262	22,152	19,113
Subsidy and Incentive	821	747	729	671
<b>Education and Technology- Total</b>	<b>67,944</b>	<b>59,931</b>	<b>65,450</b>	<b>48,991</b>
Pension and Gratuities	0	0	0	680
<b>Health- Total</b>	<b>23,393</b>	<b>20,023</b>	<b>20,679</b>	<b>6,612</b>
<b>Social Security and Welfare- Total</b>	<b>27,525</b>	<b>25,791</b>	<b>24,489</b>	<b>22,711</b>
Social Security and Welfare(Net)	23,799	20,320	20,699	22,144
Subsidy and Incentive	3,359	1,576	3,427	0
Pension and Gratuities	0	0	0	175
Interest	2	1	2	0
Net Outlay for Food Account Operation/2	365	3,894	361	392
<b>Housing- Total</b>	<b>4,963</b>	<b>3,784</b>	<b>3,734</b>	<b>5,003</b>
<b>Recreation, Culture and Religious Affairs- Total</b>	<b>4,341</b>	<b>3,412</b>	<b>3,609</b>	<b>3,238</b>
Interest	0	0	0	632
<b>Fuel and Energy- Total</b>	<b>24,920</b>	<b>24,261</b>	<b>21,119</b>	<b>14,620</b>
Pension and Gratuities	0	0	0	13
<b>Agriculture- Total /1</b>	<b>26,259</b>	<b>21,037</b>	<b>24,430</b>	<b>16,883</b>
Agriculture(Net)	17,259	15,037	15,430	13,267
Subsidy and Incentive	9,000	6,000	9,000	3,493
Pension and Gratuities	0	0	0	123

**Statement IIA : Operating and Development Budget**

(Taka in Crore)

Description	Budget 2018-19	Revised 2017-18	Budget 2017-18	Actual 2016-17
<b>Industrial and Economic Services- Total</b>	<b>3,466</b>	<b>3,158</b>	<b>4,281</b>	<b>2,197</b>
Subsidy and Incentive	0	0	0	34
Pension and Gratuities	0	0	0	52
<b>Transport and Communication- Total</b>	<b>56,475</b>	<b>46,972</b>	<b>50,098</b>	<b>22,143</b>
Transport and Communication(Net)	55,405	45,968	48,995	21,374
Pension and Gratuities	1,047	978	1,077	767
Interest	23	26	26	2
<b>Total Expenditure :</b>	<b>4,64,573</b>	<b>3,71,495</b>	<b>4,00,266</b>	<b>2,69,499</b>
(Net)	3,24,696	2,93,461	3,00,594	1,95,635
Subsidy and Incentive	33,205	17,328	19,455	6,882
Pension and Gratuities	26,046	13,686	22,940	21,791
Interest	51,340	37,921	41,459	35,393
Investments in Shares and Equities/2	24,556	2,065	11,945	7,200
Net Outlay for Food Account Operation/2	365	3,894	361	392
Non-ADP Projects/2	4,365	3,140	3,512	2,206

1. In the Graph-IIA Incentives are not included in agriculture expenditure.
2. In the Chart Graph-IIA Investment on Share and Equity, Food Account (Net), and Non-ADP Projects have been lumped together and shown as "Miscellaneous Operating Expenditure".



**Sector-wise Resource Distribution ( Subsidies & Incentives , Pension and Interest are shown separately )**

**Statement-IIB**  
**Economic Analysis of Operating & Development Expenditure**  
**(Excluding loans & advances, domestic & foreign debt, food account operations and adjustment)**

(Amount in Crore Taka)

Economic Group (Level-5)	Description	Budget 2018-19	Revised 2017-18	Budget 2017-18	Actual 2016-17
<b>Recurrent Expenditure</b>					
31111	Officers' pay	8,162	7,668	7,839	6,737
31112	Staff's pay	23,749	21,963	23,191	21,179
31113	Allowances	29,015	26,221	25,973	23,351
32111	Administrative Expenses	7,305	4,522	4,164	3,544
32211	Fees, charges and commissions	1,175	688	594	573
32311	Foreign training	437	0	0	0
32312	Domestic training	2,793	789	701	1,383
32411	Domestic travel and transfer	1,705	1,687	1,562	1,354
32421	Foreign travel and transfer	334	0	0	0
32431	Petrol, oil and lubricants	2,440	1,693	1,622	1,292
32511	Agriculture supplies	437	151	138	196
32521	Medical and surgical supplies	4,767	2,306	2,045	2,210
32531	Public order and safety supplies	936	780	665	512
32541	Food supplies	2,510	1,819	1,758	1,743
32551	Printing and stationery	2,085	708	756	513
32561	General supplies and materials	2,172	16,196	17,686	2,943
32571	Professional services	4,820	549	466	762
32572	Honorarium/remuneration for other than employees	741	32	32	32
32573	Special expenses	672	198	162	148
32581	Repairs and maintenance	9,615	8,917	7,174	5,908
34111	Interest on foreign loan	2,963	2,516	1,946	1,841
34211	Treasury bond interest	12,448	13,870	14,479	14,275
34212	Floating loan interest	1,116	878	1,235	1,146
34214	Interest on national savings	29,810	16,656	19,792	14,205
34215	Interest on provident fund	5,000	4,000	4,000	3,926
34216	Other interest	0	0	5	0
35111	Primary production subsidy	13,604	8,729	13,546	4,537
35112	Export subsidy	4,500	4,500	4,500	2,042
35113	Other subsidies	15,101	4,100	1,409	302
36311	General Grant	31,790	32,325	29,901	30,751
36321	Capital grants	93	571	405	374
37211	Social assistance benefits in cash	9,810	8,996	8,971	5,164
37221	Social assistance benefits in kind	4,336	3,874	3,961	1,595
37311	Employment-related social benefits in cash	26,047	13,686	22,940	15,512
38211	Other miscellaneous expenditure	5,595	2,768	2,796	6,850
39111	Reserve	10,764	18,003	24,489	5,754
<b>Total - Recurrent Expenditure :</b>		<b>2,78,847</b>	<b>2,32,359</b>	<b>2,50,903</b>	<b>1,82,654</b>

**Statement-IIB**

(Amount in Crore Taka)

Economic Group (Level-5)	Description	Budget 2018-19	Revised 2017-18	Budget 2017-18	Actual 2016-17
<b>Capital Expenditure</b>					
41111	Dwellings	4,715	1,018	777	6,856
41112	buildings other than dwellings	25,920	77,384	83,423	28,395
41113	Other structures	51,727	71	41	18,587
41121	Transport equipment	8,300	5,027	4,663	5,309
41122	Machinery and equipment other than transport equipment	3,700	663	483	1,484
41123	Machinery and equipment not elsewhere classified	26,642	31,648	29,375	5,061
41131	Cultivated biological resources	144	21	21	28
41132	Intellectual property products	27	0	0	0
41133	Computer software and databases	395	49	42	66
41141	Weapons Systems	547	0	0	0
41211	Public order and safety supplies	44	0	0	0
41241	Food stuff	29	3,783	242	2,870
41251	Military inventories	63	0	0	0
41311	Valuables	3	0	0	5
41411	Land	8,791	1,218	801	4,361
41431	Noncultivated biological resources	1	9,713	7,158	6
41441	Contracts, leases, and license	14	0	0	0
49111	Reserve	14,854	0	0	0
72151	Loan to government employees	225	436	142	2
72152	Loan to autonomous bodies	15,029	6,040	10,250	6,615
72161	Equity	24,556	2,065	11,945	7,200
<b>Total - Capital Expenditure :</b>		<b>1,85,726</b>	<b>1,39,136</b>	<b>1,49,363</b>	<b>86,845</b>
<b>Operating &amp; Development Expenditure (Net) :</b>		<b>4,64,573</b>	<b>3,71,495</b>	<b>4,00,266</b>	<b>2,69,499</b>

### Statement III Broad Details of Operating Expenditure/1

(excluding loans & advances, domestic & foreign debt, food account operations and adjustment)

(Taka in Crore)

Ministry/Division	Budget 2018-19	Revised 2017-18	Budget 2017-18	Actual 2016-17
<b>Public Services</b>				
<b>President'S Office</b>				
Recurrent	22	21	21	21
<b>Total - President'S Office :</b>	<b>22</b>	<b>21</b>	<b>21</b>	<b>21</b>
<b>Bangladesh Parliament</b>				
Recurrent	273	272	270	227
Capital	25	26	28	3
<b>Total - Bangladesh Parliament :</b>	<b>298</b>	<b>298</b>	<b>298</b>	<b>230</b>
<b>Prime Minister'S Office</b>				
Recurrent	400	378	359	298
Capital	87	208	127	55
<b>Total - Prime Minister'S Office :</b>	<b>487</b>	<b>586</b>	<b>486</b>	<b>353</b>
<b>Cabinet Division</b>				
Recurrent	62	62	56	47
Capital	12	3	3	1
<b>Total - Cabinet Division :</b>	<b>74</b>	<b>65</b>	<b>59</b>	<b>48</b>
<b>Election Commission Secretariat</b>				
Recurrent	1,626	314	284	214
Capital	59	34	24	23
<b>Total - Election Commission Secretariat :</b>	<b>1,685</b>	<b>348</b>	<b>308</b>	<b>237</b>
<b>Ministry of Public Administration</b>				
Recurrent	1,968	1,786	1,638	1,425
Capital	209	184	134	154
<b>Total - Ministry of Public Administration :</b>	<b>2,177</b>	<b>1,970</b>	<b>1,772</b>	<b>1,579</b>
<b>Bangladesh Public Service Commission</b>				
Recurrent	46	49	43	42
Capital	1	3	3	2
<b>Total - Bangladesh Public Service Commission :</b>	<b>47</b>	<b>52</b>	<b>46</b>	<b>44</b>

1. Operating Expenditure = Total Expenditure (Budget at a Glance) - Development Expenditure.

**Statement III**

(Taka in Crore)

Ministry/Division	Budget 2018-19	Revised 2017-18	Budget 2017-18	Actual 2016-17
<b>Finance Division</b>				
Recurrent	47,966	22,465	31,302	21,558
Capital	15,829	1,939	11,819	41
<b>Total - Finance Division :</b>	<b>63,795</b>	<b>24,404</b>	<b>43,121</b>	<b>21,599</b>
<b>Internal Resources Division</b>				
Recurrent	1,783	1,522	1,519	1,093
Capital	254	269	347	52
<b>Total - Internal Resources Division :</b>	<b>2,037</b>	<b>1,791</b>	<b>1,866</b>	<b>1,145</b>
<b>Financial Institutions Division</b>				
Recurrent	279	359	111	157
<b>Total - Financial Institutions Division :</b>	<b>279</b>	<b>359</b>	<b>111</b>	<b>157</b>
<b>Economic Relations Division</b>				
Recurrent	79	82	73	66
Capital	164	151	150	131
<b>Total - Economic Relations Division :</b>	<b>243</b>	<b>233</b>	<b>223</b>	<b>197</b>
<b>Planning Division</b>				
Recurrent	71	68	69	62
Capital	2	1	1	1
<b>Total - Planning Division :</b>	<b>73</b>	<b>69</b>	<b>70</b>	<b>63</b>
<b>Implementation Monitoring and Evaluation Division</b>				
Recurrent	36	52	50	36
Capital	1	0	1	1
<b>Total - Implementation Monitoring and Evaluation Division :</b>	<b>37</b>	<b>52</b>	<b>51</b>	<b>37</b>
<b>Statistics and Informatics Division</b>				
Recurrent	179	163	162	145
Capital	3	3	3	2
<b>Total - Statistics and Informatics Division :</b>	<b>182</b>	<b>166</b>	<b>165</b>	<b>147</b>
<b>Ministry of Foreign Affairs</b>				
Recurrent	1,043	996	945	684
Capital	77	177	104	103
<b>Total - Ministry of Foreign Affairs :</b>	<b>1,120</b>	<b>1,173</b>	<b>1,049</b>	<b>787</b>
<b>Total - Public Services :</b>	<b>72,556</b>	<b>31,587</b>	<b>49,646</b>	<b>26,644</b>

**Statement III**

(Taka in Crore)

Ministry/Division	Budget 2018-19	Revised 2017-18	Budget 2017-18	Actual 2016-17
<b>Local Government and Rural Development</b>				
<b>Local Government Division</b>				
Recurrent	3,653	3,636	3,116	2,984
Capital	29	54	24	30
<b>Total - Local Government Division :</b>	<b>3,682</b>	<b>3,690</b>	<b>3,140</b>	<b>3,014</b>
<b>Rural Development and Cooperative Division</b>				
Recurrent	503	470	459	470
Capital	11	11	11	5
<b>Total - Rural Development and Cooperative Division :</b>	<b>514</b>	<b>481</b>	<b>470</b>	<b>475</b>
<b>Ministry of Chittagong Hill Tracts Affairs</b>				
Recurrent	320	328	300	285
Capital	0	1	1	16
<b>Total - Ministry of Chittagong Hill Tracts Affairs :</b>	<b>320</b>	<b>329</b>	<b>301</b>	<b>301</b>
<b>Total - Local Government and Rural Development :</b>	<b>4,516</b>	<b>4,500</b>	<b>3,911</b>	<b>3,790</b>
<b>Defence Services</b>				
<b>Ministry of Defence - Defence Services</b>				
Recurrent	18,695	16,836	17,334	15,737
Capital	8,064	7,602	6,740	6,351
<b>Total - Ministry of Defence - Defence Services :</b>	<b>26,759</b>	<b>24,438</b>	<b>24,074</b>	<b>22,088</b>
<b>Ministry of Defence - Others Services</b>				
Recurrent	1,027	898	858	758
Capital	111	119	113	99
<b>Total - Ministry of Defence - Others Services :</b>	<b>1,138</b>	<b>1,017</b>	<b>971</b>	<b>857</b>
<b>Armed Forces Division</b>				
Recurrent	25	24	24	21
Capital	9	7	7	8
<b>Total - Armed Forces Division :</b>	<b>34</b>	<b>31</b>	<b>31</b>	<b>29</b>
<b>Total - Defence Services :</b>	<b>27,931</b>	<b>25,486</b>	<b>25,076</b>	<b>22,974</b>

**Statement III**

(Taka in Crore)

Ministry/Division	Budget 2018-19	Revised 2017-18	Budget 2017-18	Actual 2016-17
<b>Local Government and Rural Development</b>				
<b>Local Government Division</b>				
Recurrent	3,653	3,636	3,116	2,984
Capital	29	54	24	30
<b>Total - Local Government Division :</b>	<b>3,682</b>	<b>3,690</b>	<b>3,140</b>	<b>3,014</b>
<b>Rural Development and Cooperative Division</b>				
Recurrent	503	470	459	470
Capital	11	11	11	5
<b>Total - Rural Development and Cooperative Division :</b>	<b>514</b>	<b>481</b>	<b>470</b>	<b>475</b>
<b>Ministry of Chittagong Hill Tracts Affairs</b>				
Recurrent	320	328	300	285
Capital	0	1	1	16
<b>Total - Ministry of Chittagong Hill Tracts Affairs :</b>	<b>320</b>	<b>329</b>	<b>301</b>	<b>301</b>
<b>Total - Local Government and Rural Development :</b>	<b>4,516</b>	<b>4,500</b>	<b>3,911</b>	<b>3,790</b>
<b>Defence Services</b>				
<b>Ministry of Defence - Defence Services</b>				
Recurrent	18,695	16,836	17,334	15,737
Capital	8,064	7,602	6,740	6,351
<b>Total - Ministry of Defence - Defence Services :</b>	<b>26,759</b>	<b>24,438</b>	<b>24,074</b>	<b>22,088</b>
<b>Ministry of Defence - Others Services</b>				
Recurrent	1,027	898	858	758
Capital	111	119	113	99
<b>Total - Ministry of Defence - Others Services :</b>	<b>1,138</b>	<b>1,017</b>	<b>971</b>	<b>857</b>
<b>Armed Forces Division</b>				
Recurrent	25	24	24	21
Capital	9	7	7	8
<b>Total - Armed Forces Division :</b>	<b>34</b>	<b>31</b>	<b>31</b>	<b>29</b>
<b>Total - Defence Services :</b>	<b>27,931</b>	<b>25,486</b>	<b>25,076</b>	<b>22,974</b>

**Statement III**

(Taka in Crore)

Ministry/Division	Budget 2018-19	Revised 2017-18	Budget 2017-18	Actual 2016-17
<b>Public Order and Safety</b>				
<b>Supreme Court of Bangladesh</b>				
Recurrent	159	146	144	103
Capital	21	22	21	14
<b>Total - Supreme Court of Bangladesh :</b>	<b>180</b>	<b>168</b>	<b>165</b>	<b>117</b>
<b>Law and Justice Division</b>				
Recurrent	1,005	936	877	904
Capital	35	38	39	17
<b>Total - Law and Justice Division :</b>	<b>1,040</b>	<b>974</b>	<b>916</b>	<b>921</b>
<b>Public Security Division</b>				
Recurrent	16,781	14,845	14,284	12,892
Capital	3,367	3,467	2,946	2,544
<b>Total - Public Security Division :</b>	<b>20,148</b>	<b>18,312</b>	<b>17,230</b>	<b>15,436</b>
<b>Legislative and Parliamentary Affairs Division</b>				
Recurrent	23	22	21	22
Capital	11	4	0	0
<b>Total - Legislative and Parliamentary Affairs Division :</b>	<b>34</b>	<b>26</b>	<b>21</b>	<b>22</b>
<b>Anti-Corruption Commission Bangladesh</b>				
Recurrent	86	81	80	82
Capital	3	2	1	2
<b>Total - Anti-Corruption Commission Bangladesh :</b>	<b>89</b>	<b>83</b>	<b>81</b>	<b>84</b>
<b>Security Service Division</b>				
Recurrent	1,855	1,675	1,647	1,103
Capital	228	250	226	150
<b>Total - Security Service Division :</b>	<b>2,083</b>	<b>1,925</b>	<b>1,873</b>	<b>1,253</b>
<b>Total - Public Order and Safety :</b>	<b>23,574</b>	<b>21,488</b>	<b>20,286</b>	<b>17,833</b>
<b>Education and Technology</b>				
<b>Ministry of Primary and Mass Education</b>				
Recurrent	14,134	12,357	12,776	11,440
Capital	21	330	495	406
<b>Total - Ministry of Primary and Mass Education :</b>	<b>14,155</b>	<b>12,687</b>	<b>13,271</b>	<b>11,846</b>

**Statement III**

(Taka in Crore)

Ministry/Division	Budget 2018-19	Revised 2017-18	Budget 2017-18	Actual 2016-17
<b>Secondary and Higher Education Division</b>				
Recurrent	18,216	16,547	16,438	16,421
Capital	659	616	525	317
<b>Total - Secondary and Higher Education Division :</b>	<b>18,875</b>	<b>17,163</b>	<b>16,963</b>	<b>16,738</b>
<b>Ministry of Science and Technology</b>				
Recurrent	480	445	436	390
<b>Total - Ministry of Science and Technology :</b>	<b>480</b>	<b>445</b>	<b>436</b>	<b>390</b>
<b>Information &amp; Communication Technology Division</b>				
Recurrent	207	204	184	166
Capital	6	4	5	9
<b>Total - Information &amp; Communication Technology Division :</b>	<b>213</b>	<b>208</b>	<b>189</b>	<b>175</b>
<b>Technical and Madrasa Education Division</b>				
Recurrent	4,856	4,394	4,402	4,060
Capital	38	29	28	17
<b>Total - Technical and Madrasa Education Division :</b>	<b>4,894</b>	<b>4,423</b>	<b>4,430</b>	<b>4,077</b>
<b>Total - Education and Technology :</b>	<b>38,617</b>	<b>34,926</b>	<b>35,289</b>	<b>33,226</b>
<b>Health</b>				
<b>Health Services Division</b>				
Recurrent	8,559	8,010	8,028	324
Capital	560	432	304	242
<b>Total - Health Services Division :</b>	<b>9,119</b>	<b>8,442</b>	<b>8,332</b>	<b>566</b>
<b>Medical Education and Family Welfare Division</b>				
Recurrent	3,082	2,830	2,763	2,521
Capital	42	41	37	19
<b>Total - Medical Education and Family Welfare Division :</b>	<b>3,124</b>	<b>2,871</b>	<b>2,800</b>	<b>2,540</b>
<b>Total - Health :</b>	<b>12,243</b>	<b>11,313</b>	<b>11,132</b>	<b>3,106</b>
<b>Social Security and Welfare</b>				
<b>Ministry of Social Welfare</b>				
Recurrent	5,291	4,575	4,588	3,966
Capital	48	50	37	25
<b>Total - Ministry of Social Welfare :</b>	<b>5,339</b>	<b>4,625</b>	<b>4,625</b>	<b>3,991</b>

**Statement III**

(Taka in Crore)

Ministry/Division	Budget 2018-19	Revised 2017-18	Budget 2017-18	Actual 2016-17
<b>Ministry of Women and Children'S Affairs</b>				
Recurrent	2,975	2,405	2,270	1,933
Capital	5	3	3	2
<b>Total - Ministry of Women and Children'S Affairs :</b>	<b>2,980</b>	<b>2,408</b>	<b>2,273</b>	<b>1,935</b>
<b>Ministry of Food</b>				
Recurrent	3,391	1,600	3,454	165
Capital	0	0	0	1
<b>Total - Ministry of Food :</b>	<b>3,391</b>	<b>1,600</b>	<b>3,454</b>	<b>166</b>
<b>Ministry of Disaster Management and Relief</b>				
Recurrent	6,114	5,526	5,777	3,447
Capital	48	86	89	64
<b>Total - Ministry of Disaster Management and Relief :</b>	<b>6,162</b>	<b>5,612</b>	<b>5,866</b>	<b>3,511</b>
<b>Ministry of Liberation War Affairs</b>				
Recurrent	3,710	3,572	3,565	2,684
Capital	1	1	1	0
<b>Total - Ministry of Liberation War Affairs :</b>	<b>3,711</b>	<b>3,573</b>	<b>3,566</b>	<b>2,684</b>
<b>Total - Social Security and Welfare :</b>	<b>21,583</b>	<b>17,818</b>	<b>19,784</b>	<b>12,287</b>
<b>Housing</b>				
<b>Ministry of Housing and Public Works</b>				
Recurrent	1,355	1,189	1,106	1,099
Capital	88	83	58	66
<b>Total - Ministry of Housing and Public Works :</b>	<b>1,443</b>	<b>1,272</b>	<b>1,164</b>	<b>1,165</b>
<b>Total - Housing :</b>	<b>1,443</b>	<b>1,272</b>	<b>1,164</b>	<b>1,165</b>
<b>Recreation, Culture and Religious Affairs</b>				
<b>Ministry of Information</b>				
Recurrent	607	589	583	1,209
Capital	36	40	38	35
<b>Total - Ministry of Information :</b>	<b>643</b>	<b>629</b>	<b>621</b>	<b>1,244</b>
<b>Ministry of Cultural Affairs</b>				
Recurrent	283	272	218	222
Capital	6	11	3	4
<b>Total - Ministry of Cultural Affairs :</b>	<b>289</b>	<b>283</b>	<b>221</b>	<b>226</b>

**Statement III**

(Taka in Crore)

Ministry/Division	Budget 2018-19	Revised 2017-18	Budget 2017-18	Actual 2016-17
<b>Ministry of Religious Affairs</b>				
Recurrent	246	224	215	203
Capital	1	1	1	2
<b>Total - Ministry of Religious Affairs :</b>	<b>247</b>	<b>225</b>	<b>216</b>	<b>205</b>
<b>Ministry of Youth and Sports</b>				
Recurrent	1,171	955	1,053	660
Capital	22	9	7	7
<b>Total - Ministry of Youth and Sports :</b>	<b>1,193</b>	<b>964</b>	<b>1,060</b>	<b>667</b>
<b>Total - Recreation, Culture and Religious Affairs :</b>	<b>2,372</b>	<b>2,101</b>	<b>2,118</b>	<b>2,342</b>
<b>Energy and Power</b>				
<b>Energy and Mineral Resources Division</b>				
Recurrent	58	54	60	50
Capital	107	40	54	2
<b>Total - Energy and Mineral Resources Division :</b>	<b>165</b>	<b>94</b>	<b>114</b>	<b>52</b>
<b>Power Division</b>				
Recurrent	42	60	48	22
Capital	1	3	1	0
<b>Total - Power Division :</b>	<b>43</b>	<b>63</b>	<b>49</b>	<b>22</b>
<b>Total - Energy and Power :</b>	<b>208</b>	<b>157</b>	<b>163</b>	<b>74</b>
<b>Agriculture</b>				
<b>Ministry of Agriculture</b>				
Recurrent	11,900	8,714	11,692	5,932
Capital	51	15	14	11
<b>Total - Ministry of Agriculture :</b>	<b>11,951</b>	<b>8,729</b>	<b>11,706</b>	<b>5,943</b>
<b>Ministry of Fisheries and Livestock</b>				
Recurrent	968	927	905	845
Capital	17	10	9	8
<b>Total - Ministry of Fisheries and Livestock :</b>	<b>985</b>	<b>937</b>	<b>914</b>	<b>853</b>
<b>Ministry of Environment and Forest</b>				
Recurrent	754	527	515	1,445
Capital	36	22	20	17
<b>Total - Ministry of Environment and Forest :</b>	<b>790</b>	<b>549</b>	<b>535</b>	<b>1,462</b>

**Statement III**

(Taka in Crore)

Ministry/Division	Budget 2018-19	Revised 2017-18	Budget 2017-18	Actual 2016-17
<b>Ministry of Land</b>				
Recurrent	969	880	878	894
Capital	133	127	117	92
<b>Total - Ministry of Land :</b>	<b>1,102</b>	<b>1,007</b>	<b>995</b>	<b>986</b>
<b>Ministry of Water Resources</b>				
Recurrent	1,485	1,360	1,251	964
Capital	2	11	1	1
<b>Total - Ministry of Water Resources :</b>	<b>1,487</b>	<b>1,371</b>	<b>1,252</b>	<b>965</b>
<b>Total - Agriculture :</b>	<b>16,315</b>	<b>12,593</b>	<b>15,402</b>	<b>10,209</b>
<b>Industrial and Economic Services</b>				
<b>Ministry of Commerce</b>				
Recurrent	200	176	166	189
Capital	9	6	8	18
<b>Total - Ministry of Commerce :</b>	<b>209</b>	<b>182</b>	<b>174</b>	<b>207</b>
<b>Ministry of Labour and Employment</b>				
Recurrent	104	88	90	93
Capital	7	4	4	2
<b>Total - Ministry of Labour and Employment :</b>	<b>111</b>	<b>92</b>	<b>94</b>	<b>95</b>
<b>Ministry of Industries</b>				
Recurrent	290	480	303	250
Capital	2	17	2	2
<b>Total - Ministry of Industries :</b>	<b>292</b>	<b>497</b>	<b>305</b>	<b>252</b>
<b>Ministry of Expatriates' Welfare and Overseas Employment</b>				
Recurrent	276	262	266	214
Capital	11	9	8	3
<b>Total - Ministry of Expatriates' Welfare and Overseas Employment :</b>	<b>287</b>	<b>271</b>	<b>274</b>	<b>217</b>
<b>Ministry of Textiles and Jute</b>				
Recurrent	178	154	146	413
Capital	7	7	5	15
<b>Total - Ministry of Textiles and Jute :</b>	<b>185</b>	<b>161</b>	<b>151</b>	<b>428</b>
<b>Total - Industrial and Economic Services :</b>	<b>1,084</b>	<b>1,203</b>	<b>998</b>	<b>1,199</b>

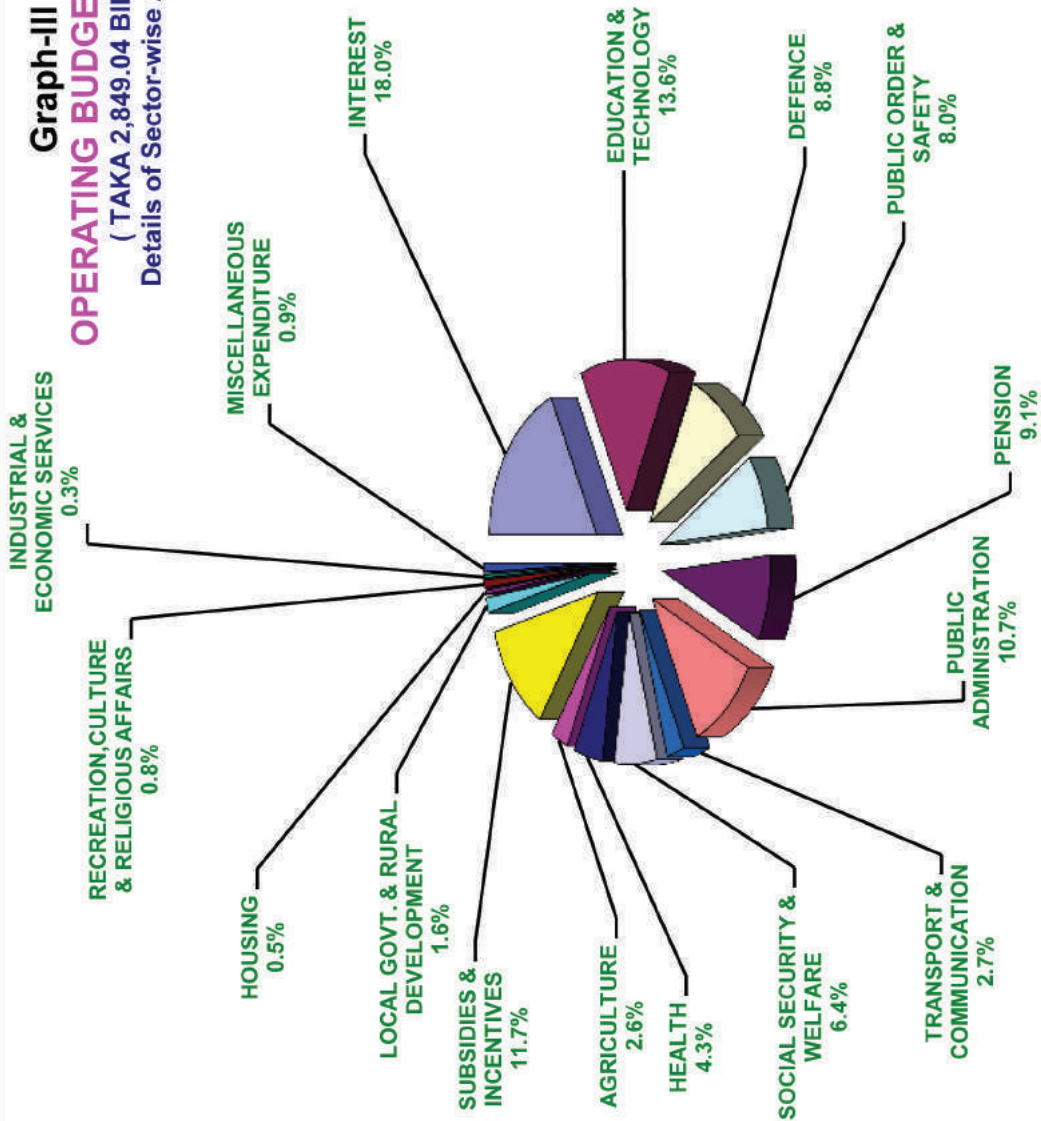
**Statement III**

(Taka in Crore)

Ministry/Division	Budget 2018-19	Revised 2017-18	Budget 2017-18	Actual 2016-17
<b>Transport and Communication</b>				
<b>Road Transport and Highways Division</b>				
Recurrent	3,440	3,436	2,797	2,399
Capital	122	127	79	145
<b>Total - Road Transport and Highways Division :</b>	<b>3,562</b>	<b>3,563</b>	<b>2,876</b>	<b>2,544</b>
<b>Ministry of Railways</b>				
Recurrent	3,356	3,036	2,982	1,430
Capital	32	26	29	5
<b>Total - Ministry of Railways :</b>	<b>3,388</b>	<b>3,062</b>	<b>3,011</b>	<b>1,435</b>
<b>Ministry of Shipping</b>				
Recurrent	619	541	535	498
Capital	13	12	12	11
<b>Total - Ministry of Shipping :</b>	<b>632</b>	<b>553</b>	<b>547</b>	<b>509</b>
<b>Ministry of Civil Aviation and Tourism</b>				
Recurrent	46	43	43	41
Capital	1	0	0	0
<b>Total - Ministry of Civil Aviation and Tourism :</b>	<b>47</b>	<b>43</b>	<b>43</b>	<b>41</b>
<b>Posts and Telecommunication Division</b>				
Recurrent	999	964	1,078	1,040
Capital	3	3	4	6
<b>Total - Posts and Telecommunication Division :</b>	<b>1,002</b>	<b>967</b>	<b>1,082</b>	<b>1,046</b>
<b>Bridges Division</b>				
Recurrent	2	26	26	31
<b>Total - Bridges Division :</b>	<b>2</b>	<b>26</b>	<b>26</b>	<b>31</b>
<b>Total - Transport and Communication :</b>	<b>8,633</b>	<b>8,214</b>	<b>7,585</b>	<b>5,606</b>
<b>Interest</b>				
<b>Domestic</b>				
Recurrent	48,377	35,404	39,513	33,551
<b>Total - Domestic :</b>	<b>48,377</b>	<b>35,404</b>	<b>39,513</b>	<b>33,551</b>



**Graph-III**  
**OPERATING BUDGET : 2018-19**  
 ( TAKA 2,849.04 BILLION)  
 Details of Sector-wise Allocation



**Statement IV**  
**Economic Analysis of Operating Expenditure**  
 (excluding loans & advances, domestic & foreign debt, food account operations and adjustment)

Taka in Crore

Description	Budget 2018-19	Revised 2017-18	Budget 2017-18	Actual 2016-17
<b>Operating Recurrent Expenditure</b>				
<b>Pay and Allowances</b>				
Pay of Officers	7,678	7,245	7,327	6,585
Pay of Establishment	23,045	20,926	21,740	20,385
Allowances	27,789	25,039	25,240	22,492
<b>Sub Total - Pay and Allowances :</b>	<b>58,512</b>	<b>53,210</b>	<b>54,307</b>	<b>49,462</b>
<b>Goods and Services</b>				
Supplies and Services	21,524	18,896	17,466	13,493
Repairs, Maintenance and Rehabilitation	8,554	7,760	6,442	5,590
<b>Sub Total - Goods and Services :</b>	<b>30,078</b>	<b>26,656</b>	<b>23,908</b>	<b>19,083</b>
<b>Interest Payments</b>				
Domestic	48,375	35,404	39,511	33,651
Foreign	2,963	2,516	1,946	1,841
<b>Sub Total - Interest Payments :</b>	<b>51,338</b>	<b>37,920</b>	<b>41,457</b>	<b>35,492</b>
<b>Subsidies and Incentives and Current Transfers</b>				
Subsidies and Incentives	33,205	17,329	19,454	6,868
Grants in Aid	45,104	41,730	40,952	34,001
Pensions and Gratuities	26,047	13,686	22,940	15,512
Others	2,575	2,767	2,796	3,859
<b>Sub Total - Subsidies and Incentives and Current Transfers :</b>	<b>1,06,931</b>	<b>75,512</b>	<b>86,142</b>	<b>60,240</b>
<b>Block Allocations</b>				
Unexpected	2,003	176	2,000	33
Others	2,806	354	1,328	178
<b>Sub Total - Block Allocations :</b>	<b>4,809</b>	<b>530</b>	<b>3,328</b>	<b>211</b>
<b>Total - Operating Recurrent Expenditure (A) :</b>	<b>2,51,668</b>	<b>1,93,828</b>	<b>2,09,142</b>	<b>1,64,488</b>
<b>Operating Capital Expenditure</b>				
<b>Acquisition of Assets and Works</b>				
Acquisition of Assets	13,785	13,468	12,128	10,563
Acquisition of Land	999	1,216	798	646
<b>Sub Total - Acquisition of Assets and Works (B) :</b>	<b>14,784</b>	<b>14,684</b>	<b>12,926</b>	<b>11,209</b>
<b>Total - Augmented Operating Recurrent Expenditure (A+B):</b>	<b>2,66,452</b>	<b>2,08,512</b>	<b>2,22,068</b>	<b>1,75,697</b>

**Statement IV**

Taka in Crore

Description	Budget 2018-19	Revised 2017-18	Budget 2017-18	Actual 2016-17
<b>Investments in Shares and Equities</b>				
Share Capital	15,963	2,066	11,945	152
<b>Sub Total - Investments in Shares and Equities (C) :</b>	<b>15,963</b>	<b>2,066</b>	<b>11,945</b>	<b>152</b>
<b>Total - Operating Capital Expenditure (B+C) :</b>	<b>30,747</b>	<b>16,750</b>	<b>24,871</b>	<b>11,361</b>
<b>Total -Operating Expenditure (Excluding Loan &amp; Advances, Domestic &amp; Foreign Debt, Food Operation) (A+B+C) :</b>	<b>2,82,415</b>	<b>2,10,578</b>	<b>2,34,013</b>	<b>1,75,849</b>
<b>Memorandum Item:</b>				
Food Account - Net/1 (D) :	365	3,894	361	2,961
Loans and Advances - Net/1 (E) :	2,124	3,335	6,879	2,599
<b>Total - Operating Expenditure (Excluding Domestic &amp; Foreign Debt Repayment) (A+B+C+D+E) :</b>	<b>2,84,904</b>	<b>2,17,807</b>	<b>2,41,253</b>	<b>1,81,409</b>

1. In the Graph-IV Loans and Advances (Net), Food Account (Net) together shown as 'Miscellaneous Expenditure'.

## Statement V Foreign Assistance

(Taka in Crore)

Description	Budget 2018-19	Revised 2017-18	Budget 2017-18	Actual 2016-17
<b>Foreign Assistance</b>				
<b>Grants</b>				
Food Aid	271	307	304	0
Project Aid	3,780	4,150	5,200	989
<b>Sub Total - Grants:</b>	<b>4,051</b>	<b>4,457</b>	<b>5,504</b>	<b>989</b>
<b>Loans</b>				
Project Aid	56,220	47,900	51,800	16,649
Non-ADP Project Aid	4,365	3,140	3,512	2,206
<b>Sub Total - Loans:</b>	<b>60,585</b>	<b>51,040</b>	<b>55,312</b>	<b>18,855</b>
<b>Total - Foreign Assistance :</b>	<b>64,636</b>	<b>55,497</b>	<b>60,816</b>	<b>19,844</b>
<b>Use of Foreign Assistance</b>				
<b>For ADP</b>				
Project Aid	60,000	52,050	57,000	17,638
<b>Sub Total - For ADP:</b>	<b>60,000</b>	<b>52,050</b>	<b>57,000</b>	<b>17,638</b>
<b>Others</b>				
Food Aid	271	307	304	0
Non-ADP Project Aid	4,365	3,140	3,512	2,206
<b>Sub Total - Others:</b>	<b>4,636</b>	<b>3,447</b>	<b>3,816</b>	<b>2,206</b>
<b>Total - Use of Foreign Assistance :</b>	<b>64,636</b>	<b>55,497</b>	<b>60,816</b>	<b>19,844</b>

## List of Guarantee (Valid beyond 30 June, 2018)

(Amount in Crore)

Sl. No.	Purpose of Guarantee/Counter	In Favour of	Issue Date (Extension Date)	Amount
<b>Agricultural Credit</b>				
1	Agricultural Credit Programme of Bangladesh Krishi Bank (cumulative arrear for the period prior to 31/12/2003)	Bangladesh Bank	29/06/2004 (29/08/2009)	3,355.27
2	Agricultural Credit Programme of Bangladesh Krishi Bank (2003-04)	Bangladesh Bank	27/01/2004 (29/08/2009)	300.00
3	Agricultural Credit Programme of Bangladesh Krishi Bank (2004-05)	Bangladesh Bank	17/08/2004 (29/08/2009)	500.00
4	Agricultural Credit Programme of Bangladesh Krishi Bank (2007-08)	Bangladesh Bank	25/11/2007 (29/08/2009)	500.00
5	Agricultural Credit Programme of Bangladesh Krishi Bank (2008-09)	Bangladesh Bank	01/02/2009 (29/08/2009)	100.00
6	Agricultural Credit Programme of Bangladesh Krishi Bank (2011-12)	Bangladesh Bank	03/06/2012	500.00
7	Agricultural Credit Programme of Bangladesh Krishi Bank (2013-14)	Bangladesh Bank	04/05/2014	500.00
8	Agricultural Credit Programme of Rajshahi Krishi Unnayan Bank (cumulative arrear for the period prior to 31-12-2003)	Bangladesh Bank	29/06/2004	1,275.10
9	Agricultural Credit Programme of Rajshahi Krishi Unnayan Bank (2003-04)	Bangladesh Bank	31/01/2004 (29/08/2004)	200.00
10	Agricultural Credit Programme of Rajshahi Krishi Unnayan Bank (2004-05)	Sonali, Janata, Agrani and Rupali Bank	12/11/2004 (29/08/2009)	300.00
11	Agricultural Credit Programme of Rajshahi Krishi Unnayan Bank (2005-06)	Bangladesh Bank	20/12/2005 (29/08/2009)	125.00
12	Agricultural Credit Programme of Rajshahi Krishi Unnayan Bank (2007-08)	Bangladesh Bank	25/11/2007 (29/08/2009)	200.00
13	Agricultural Credit Programme of Rajshahi Krishi Unnayan Bank (2008-09)	Bangladesh Bank	01/02/2009 (29/08/2009)	200.00
14	Agricultural Credit Programme of Rajshahi Krishi Unnayan Bank (2012-13)	Bangladesh Bank	24/06/2013	300.00
15	Agricultural Credit Programme of Rajshahi Krishi Unnayan Bank (2013-14)	Bangladesh Bank	04/05/2014	300.00
16	Agricultural Credit Programme of Bangladesh Krishi Bank (2013-14)	Bangladesh Bank	04/05/2014	500.00
<b>Total -Agricultural Credit :</b>				<b>9,155.37</b>

### List of Guarantee (Valid beyond 30 June, 2018)

(Amount in Crore)

Sl. No.	Purpose of Guarantee/Counter	In Favour of	Issue Date (Extension Date)	Amount
<b>Biman</b>				
1	Delivery Payment for purchasing two new generation Boeing (1st phase) by Bangladesh Biman	US EXIM Bank (original lender: JP Morgan chase)	20/10/2011	2,096.00
2	Delivery Payment (Rest Amount) for purchasing two new generation Boeing (1st Phase) by Bangladesh Biman	Standard Chartered Bank Ltd. (Syndication of Standard Chartered Bank Ltd (25 Mill) , Sonali Bank Ltd., The City Bank Ltd., and other 10 Local private commercial banks)	03/10/2012	520.00
3	Delivery Payment for purchasing two new generation Boeing (2nd phase) by Bangladesh Biman	US EXIM Bank (original lender: Toronto Dominion, Arranger: SCB)	28/01/2014	2,320.00
4	Delivery Payment (Rest Amount) for purchasing two new generation Boeing (2nd Phase) by Bangladesh Biman	Standard Chartered Bank	30/01/2014	528.00
5	Pre-delivery payment for purchasing four new generation Boeing (4th phase) by Bangladesh Biman	Sonali Bank [ UK] Ltd.	17/05/2016	1,088.40
<b>Total -Biman :</b>				<b>6,552.40</b>
<b>Energy</b>				
1	Financing from ITFC to import Crude and Refined Petroleum by BPC	Bangladesh Bank	01/01/2018	420.00
2	Financing from ITFC to import Crude and Refined Petroleum by BPC	Bangladesh Bank	01/01/2018	420.00
3	Financing from ITFC to import Crude and Refined Petroleum by BPC	Bangladesh Bank	01/01/2018	840.00
<b>Total -Energy :</b>				<b>1,680.00</b>
<b>Power</b>				
1	Expansion and rehabilitation of 132 KV and 33 KV transmission line under Greater Dhaka Electricity Distribution Project (Phase-4) of DESA (now DPDC)	M/s China Guangzhou International Economic & Technical Cooperation Company (GIETC)	17/06/2001	526.61
2	Installation of Bogra-Barapukuria 230 KV Transmission Line	M/s China National Electric Wire and Cable Import/Export Corporation	28/04/2005	111.00
3	Installation of Ishwardi-Baghabari 230 KV Transmission Line	Tata Power Company Ltd.	18/09/2003	62.51
4	Rehabilitation, Renovation and Augmentation of 29 nos. Grid Sub-stations	M/s China National Electric Wire and Cable Import/Export Corporation	27/07/2000	608.37
5	Rendering services for Barapukuria 2x125 MW Coal Fired Power Plant Project	M/s China National Electric Machinery and Cable Import/Export Corporation (CNMIEC)	08/09/2002	1,581.72
6	Financing for Ashugonj 450MW CCPP by APSCCL	HSBC Corporate Trustee Company (UK) Ltd (Security Agent).	27/12/2012	3,360.00

### List of Guarantee (Valid beyond 30 June, 2018)

(Amount in Crore)

Sl. No.	Purpose of Guarantee/Counter	In Favour of	Issue Date (Extension Date)	Amount
7	Financing for Ashugonj 225MW CCPP by APSCCL	Standard Chartered Bank , Dhaka Branch	17/01/2013	1,544.00
8	Buyers Credit for BPDP-RPCL Powergen co. Ltd	Industrial and Commercial Bank of China, Jiangshu Branch	23/10/2013	1,112.00
9	BPDB for Shahjibazar 330 MW CCPP Power Plant	HSBC (Lender: ICBC, HSBC, EXIM Bank of China)	15/04/2014	2,057.12
10	Barapukuria 275 MW Coal Power Extension Project (3rd Phase)	ICBC Bank,China	16/02/2015	1,824.00
11	Ghorasal 365 MW CCPP	ICBC Bank,China	16/02/2015	1,768.00
12	Chapainawabgonj 100 MW ±10% HFO Power Project	HSBC	04/11/2015	904.00
13	Shirajgonj 225 MW CCPP Power Plant Project (2nd Unit Dual-Fuel) implemented by North-West Power Generation Ltd.	Standard Chartered Bank, Dhaka Branch	15/11/2015	1,672.00
14	Ghorasal 3rd Unit Re-Power Project	HSBC	11/05/2016	2,664.00
15	Bibiyana -III - 300-450 MW Gas based CCPP Project	Japan Bank for International Cooperation (JBIC)	11/05/2016	2,240.00
16	Shirajgonj 225 MW CCPP Power Plant Project (3rd Unit Dual-Fuel) implemented by North-West Power Generation Ltd.	Standard Chartered Bank, Dhaka Branch	10/01/2017	1,576.00
17	Rampal 1320 MW Coal Fired Power Plant Project Implementation by BIFPCL.	EXIM Bank of India	09/04/2017	12,800.00
18	1320 MW Paira Thermal Power Plant Implemented by Bangladesh-China Power Company(Pvt) Ltd (BCPCL)-Loan Agreement.	EXIM Bank Of China	31/12/2017	8,332.80
<b>Total -Power :</b>				<b>44,744.13</b>
<b>Telecom</b>				
1	Bangabandhu Satellite Launching Project (BSLP)	HSBC	24/09/2016	1,344.00
<b>Total -Telecom :</b>				<b>1,344.00</b>
<b>Miscellaneous</b>				
1	Development of Madhapara Hard Rock Mining project	Korea South-South Cooperation Corporation (NAMNAM)	18/04/1995	1,009.60
2	Purchase of 10MT of 9-lb and 15 MT of 75-lb Rail Type-A by Bangladesh Railway	M/s China National Machinery Import and Export Corporation (CNMIEC)	04/11/1999	103.60
3	Purchase of Coastal Ship, Ferry and Sea-Truck by BIWTC	CMC Hitran International Ship Building Company	07/03/2000	700.00
4	Installation of Digital Telephone at District Level	M/S. China National Machinery Import and Export Corporation (CNMEC)	09/03/2000	1,680.00
5	BMRE of Karnaphuli Paper Mills Project	BCIC	10/07/2007	610.00

### List of Guarantee (Valid beyond 30 June, 2018)

(Amount in Crore)

Sl. No.	Purpose of Guarantee/Counter	In Favour of	Issue Date (Extension Date)	Amount
6	Submarine Cable Project of BTTB (now BSCCL)	IDB	04/05/2005	420.00
7	Transferring existing Cash Credit loan balance of Jute mills under BJMC to blocked account	Sonali Bank, Janata, Agrani and Rupali Bank Ltd.	08/02/2010	637.53
8	To sustain ongoing micro credit program of Ansar VDP Unnayan Bank	Bangladesh Bank	18/11/2009	20.00
9	Working Capital loan for sugar mills under Bangladesh Sugar and Food Industries Corporations	Janata Bank Ltd.	16/05/2018	55.00
10	Working Capital loan for sugar mills under Bangladesh Sugar and Food Industries Corporations	Sonali Bank Ltd.	16/05/2018	60.00
11	Working Capital loan for sugar mills under Bangladesh Sugar and Food Industries Corporations	Sonali Bank Ltd.	16/05/2018	75.00
12	Working Capital loan for sugar mills under Bangladesh Sugar and Food Industries Corporations	Janata Bank Ltd.	16/05/2018	55.00
13	Working Capital loan for sugar mills under Bangladesh Sugar and Food Industries Corporations	Sonali Bank Ltd.	16/05/2018	60.00
14	Working Capital loan for sugar mills under Bangladesh Sugar and Food Industries Corporations	Janata Bank Ltd.	16/05/2018	40.00
15	Working Capital loan for sugar mills under Bangladesh Sugar and Food Industries Corporations	Sonali Bank Ltd.	16/05/2018	338.63
16	Working Capital loan for sugar mills under Bangladesh Sugar and Food Industries Corporations	Sonali Bank Ltd.	16/05/2018	132.10
17	Working Capital loan for sugar mills under Bangladesh Sugar and Food Industries Corporations	Sonali Bank Ltd.	16/05/2018	335.00
18	Working Capital loan for sugar mills under Bangladesh Sugar and Food Industries Corporations	Agrani Bank Ltd.	16/05/2018	160.00
19	Working Capital loan for sugar mills under Bangladesh Sugar and Food Industries Corporations	Sonali Bank Ltd.	18/06/2007	40.00
20	Working Capital loan for sugar mills under Bangladesh Sugar and Food Industries Corporations	Janata Bank Ltd.	18/06/2008	30.00
21	Working Capital For 16 running mills of BJMC	Sonali Bank Ltd.	15/09/2010	109.85
22	Working Capital for 16 running mills of BJMC	Janata Bank Ltd.	15/09/2010	264.10
23	Working Capital for 16 Running mills of BJMC	Agrani Bank Ltd.	15/09/2010	62.95
24	Working Capital for 16 Running mills of BJMC	Rupali Bank Ltd.	15/09/2010	63.10

### List of Guarantee (Valid beyond 30 June, 2018)

(Amount in Crore)

Sl. No.	Purpose of Guarantee/Counter	In Favour of	Issue Date (Extension Date)	Amount
25	Loan from BB by Ansar-VDP Bank	Bangladesh Bank	15/05/2013	20.00
26	To sustain ongoing credit program of Ansar VDP Unnayan Bank	Bangladesh Bank	05/04/2015	100.00
27	Loan from BB by Ansar-VDP Bank	Bangladesh Bank	14/12/2015	15.00
28	Loan from BB by Ansar_VDP Bank	Bangladesh Bank	12/02/2018	200.00
29	Loan from BB by Ansar-VDP Bank	Bangladesh Bank	09/04/2017	100.00
30	Loan from BB by Karmasangsthan Bank	Bangladesh Bank	24/12/2015	15.00
31	Loan from BB by Karmasangsthan Bank	Bangladesh Bank	30/10/2017	100.00
32	Import of food by TCB under LTR Facility	Sonali Bank Ltd.	03/01/2018	5.26
33	Refinancing Loan from BB by Ansar_VDP Bank	Bangladesh Bank	09/04/2017	100.00
34	Refinancing Loan from BB by Rajshahi Krishi Unnayan Bank	Bangladesh Bank	03/10/2017	300.00
<b>Total -Miscellaneous :</b>				<b>8,016.72</b>
<b>Total Guarantee- :</b>				<b>71,492.62</b>

#### **EXPLANATORY NOTES**

- ☒ The Government provides Guarantees and Counter-Guarantees against loan negotiated by various State-owned financial and non-financial enterprises. Most of them are for implementing different public policies and programmes. If the contracting organisations fail to pay their loan in-time, the guarantees are invoked and the liabilities for payment are passed on to the Government. Consequently, this may have future fiscal implication. For transparency a list of such guarantees (valid beyond 30th June 2018) is appended.
- ☒ Each Guarantee/Counter Guarantee in this list has been demonstrated in face value.

## Statement VIB Domestic Borrowing

(Taka in Crore)

Description	Budget 2018-19	Revised 2017-18	Budget 2017-18	Actual 2016-17
<b>A. Domestic Debt Receipts</b>				
<b>Borrowing from Banking System</b>				
Long-term Debt	42,103	34,843	40,900	15,100
Short-term Debt	81,099	98,256	1,00,484	79,827
<b>Sub Total - Borrowing from Banking System :</b>	<b>1,23,202</b>	<b>1,33,099</b>	<b>1,41,384</b>	<b>94,927</b>
<b>Non-Bank Borrowing</b>				
National Savings Schemes	64,365	78,617	60,000	74,422
Others	14,185	10,238	10,140	3,00,074
<b>Sub Total - Non-Bank Borrowing :</b>	<b>78,550</b>	<b>88,855</b>	<b>70,140</b>	<b>3,74,496</b>
<b>Total - Domestic Debt Receipts :</b>	<b>2,01,752</b>	<b>2,21,954</b>	<b>2,11,524</b>	<b>4,69,423</b>
<b>B. Repayment of Domestic Debt</b>				
<b>Repayment of Borrowing from Banking System</b>				
Long-term Debt	18,138	21,463	21,463	17,077
Short-term Debt	63,035	91,719	91,719	86,228
<b>Sub Total - Repayment of Borrowing from Banking System :</b>	<b>81,173</b>	<b>1,13,182</b>	<b>1,13,182</b>	<b>1,03,305</b>
<b>Repayment of Non-Bank Borrowing</b>				
National Savings Schemes	38,168	34,617	29,850	22,616
Others	11,185	8,138	8,141	2,62,655
<b>Sub Total - Repayment of Non-Bank Borrowing :</b>	<b>49,353</b>	<b>42,755</b>	<b>37,991</b>	<b>2,85,271</b>
<b>Total - Repayment of Domestic Debt :</b>	<b>1,30,526</b>	<b>1,55,937</b>	<b>1,51,173</b>	<b>3,88,576</b>
<b>C. Net Domestic Debt</b>				
<b>Borrowing from Banking System (Net)</b>				
Long-term Debt (Net)	23,966	13,380	19,438	- 1,977
Short-term Debt (Net)	18,064	6,537	8,765	- 6,402
<b>Borrowing form Banking System (Excluding BPC) :</b>	<b>42,030</b>	<b>19,917</b>	<b>28,203</b>	<b>- 8,379</b>
<b>Non-Bank Borrowing (Net)</b>				
National Savings Schemes (Net)	26,197	44,000	30,150	51,806
Others (Net)	3,000	2,100	1,999	12,558
<b>Sub Total - Non-Bank Borrowing (Net) :</b>	<b>29,197</b>	<b>46,100</b>	<b>32,149</b>	<b>64,364</b>
<b>Total - Net Domestic Debt :</b>	<b>71,227</b>	<b>66,017</b>	<b>60,352</b>	<b>55,985</b>

### Statement VII Public Accounts of the Republic

(Taka in Crore)

Description	Budget 2018-19	Revised 2017-18	Budget 2017-18	Actual 2016-17
<b>A. Receipts</b>				
Advances	720	561	561	7,848
Other accounts receivable	35	35	35	9,077
National savings schemes	64,365	78,617	60,000	74,422
Deposits (interest bearing)	7,390	4,868	4,870	8,220
Deposits (non interest bearing)	4,221	2,801	2,701	18,044
Other accounts payable	1,819	1,973	1,973	2,56,884
<b>Total - Receipts :</b>	<b>78,550</b>	<b>88,855</b>	<b>70,140</b>	<b>3,74,495</b>
<b>B. Payments</b>				
Advances	700	561	561	11,726
Other accounts receivable	32	35	35	8,019
National savings schemes	38,168	34,617	29,850	22,616
Deposits (interest bearing)	4,907	3,657	3,620	4,235
Deposits (non interest bearing)	3,727	1,911	1,951	8,117
Other accounts payable	1,819	1,974	1,974	2,30,557
<b>Total - Payments :</b>	<b>49,353</b>	<b>42,755</b>	<b>37,991</b>	<b>2,85,270</b>
<b>C. Net Public Accounts of the Republic</b>				
National savings schemes (Net)	26,197	44,000	30,150	51,806
Others (Net)	3,000	2,100	1,999	12,558
<b>Total - Net Public Accounts of the Republic :</b>	<b>29,197</b>	<b>46,100</b>	<b>32,149</b>	<b>64,364</b>

### Statement VIII Summary of Food Account

(In thousand M. T.)

(Taka in Crore)

Description	Budget 2018-19	Revised 2017-18	Budget 2017-18	Budget 2018-19	Revised 2017-18	Budget 2017-18	Actual 2016-17
<b>A. Gross Expenditure</b>							
<b>Import Through Foreign Assistance</b>							
Rice	5	3	5	21	13	20	0
Wheat	96	100	100	250	294	284	0
<b>Import Own Resources</b>							
Rice	700	1,050	600	2,705	3,907	2,187	1
Wheat	400	500	300	890	1,061	608	591
<b>Sub Total - Import :</b>	<b>1,201</b>	<b>1,653</b>	<b>1,005</b>	<b>3,866</b>	<b>5,275</b>	<b>3,099</b>	<b>592</b>
<b>Internal Procurement</b>							
Rice	1,525	1,447	1,600	5,939	5,543	5,555	4,573
Wheat	200	100	200	560	300	566	259
<b>Sub Total - Internal Procurement :</b>	<b>1,725</b>	<b>1,547</b>	<b>1,800</b>	<b>6,499</b>	<b>5,843</b>	<b>6,121</b>	<b>4,832</b>
<b>Operating Expenses</b>							
Operating Expenses				1,012	882	844	679
Establishment and Flour Mills				490	425	459	392
<b>Sub Total - Operating Expenses :</b>				<b>1,502</b>	<b>1,307</b>	<b>1,303</b>	<b>1,071</b>
<b>Total - Gross Expenditure :</b>	<b>2,926</b>	<b>3,200</b>	<b>2,805</b>	<b>11,867</b>	<b>12,425</b>	<b>10,523</b>	<b>6,495</b>
<b>B. Distribution</b>							
<b>Cash Sales</b>							
Rice	1,112	698	1,171	1,145	884	980	785
Wheat	521	387	515	589	407	585	477
<b>Sub Total - Cash Sales :</b>	<b>1,633</b>	<b>1,085</b>	<b>1,686</b>	<b>1,734</b>	<b>1,291</b>	<b>1,565</b>	<b>1,262</b>
<b>Non Monitised</b>							
Rice	1,084	1,032	990	4,692	4,351	3,871	1,543
Wheat	160	57	60	470	160	178	62
Subsidy				4,606	2,729	4,548	675
<b>Sub Total - Non Monitised :</b>	<b>1,244</b>	<b>1,089</b>	<b>1,050</b>	<b>9,768</b>	<b>7,240</b>	<b>8,597</b>	<b>2,280</b>
<b>Total - Distribution :</b>	<b>2,877</b>	<b>2,174</b>	<b>2,736</b>	<b>11,502</b>	<b>8,531</b>	<b>10,162</b>	<b>3,542</b>
<b>State Trading (Net Outlay B-A) :</b>				<b>- 365</b>	<b>- 3,894</b>	<b>- 361</b>	<b>- 2,953</b>
<b>C. Memorandum Entries</b>							
<b>Transfer to Foreign Aid Deposit Account</b>							
Transfers from Food Sale Proceeds for Development Activities (Non-ADP)				- 270	- 194	- 225	0
FFW in kind (Non-ADP)				- 988	- 801	- 246	0
<b>Sub Total - Transfer to Foreign Aid Deposit Account :</b>				<b>- 1,258</b>	<b>- 995</b>	<b>- 471</b>	
<b>Adjustment</b>							
Financed From Food Aid				271	307	303	0
State Trading Shortfall/Surplus				- 365	- 3,894	- 361	- 9,179
<b>Total - Memorandum Entries :</b>				<b>- 1,352</b>	<b>- 4,582</b>	<b>- 529</b>	<b>- 9,179</b>

## Statement IX Resources for Annual Development Programme

(Taka in Crore)

Description	Budget 2018-19	Revised 2017-18	Budget 2017-18	Actual 2016-17
<b>Internal Resources</b>				
<b>Revenue Receipt</b>				
NBR Tax Revenue	2,96,201	2,25,000	2,48,190	1,71,637
Non-NBR Tax Revenue	9,727	7,202	8,258	6,438
Non-Tax Revenue	33,352	27,252	31,542	23,136
<b>Total - Revenue Receipt :</b>	<b>3,39,280</b>	<b>2,59,454</b>	<b>2,87,990</b>	<b>2,01,211</b>
Deduct :				
Operating Recurrent Expenditure	2,51,668	1,93,827	2,09,141	1,64,508
<b>Revenue Surplus :</b>	<b>87,612</b>	<b>65,627</b>	<b>78,849</b>	<b>36,703</b>
<b>Other Operating/Development Expenditure</b>				
Deduct :				
Operating Capital Expenditure	30,747	16,750	24,871	11,361
Scheme	327	261	249	208
Foreign Debt Repayment	10,569	9,473	8,893	7,199
Net Outlay for Food Account Operation	1,352	4,582	529	2,941
Non-ADP FFW (Cash)	720	911	1,450	1,427
Loans and Advances (Net)	2,124	3,335	6,879	2,599
Add :				
Domestic Borrowing (Net)				
Borrowing from Banking System (Net)	42,029	19,917	28,202	- 8,379
Non-Bank Borrowing (Net)	29,197	46,100	32,149	78,958
<b>Total - Internal Resources :</b>	<b>1,12,999</b>	<b>96,332</b>	<b>96,329</b>	<b>81,547</b>
<b>External Resources</b>				
Add :				
Project Aid	60,000	52,050	57,000	17,638
<b>Total - External Resources :</b>	<b>60,000</b>	<b>52,050</b>	<b>57,000</b>	<b>17,638</b>
<b>Total Resources :</b>	<b>1,73,000</b>	<b>1,48,381</b>	<b>1,53,331</b>	<b>99,185</b>
<b>Annual Development Programme :</b>	<b>1,73,000</b>	<b>1,48,381</b>	<b>1,53,331</b>	<b>84,093</b>

### Statement X Ministry/Division wise Development Expenditure

(Taka in Crore)

Ministry/Division	Budget 2018-19	Revised 2017-18	Budget 2017-18	Actual 2016-17
<b>Public Services</b>				
<b>Bangladesh Parliament</b>				
Annual Development Programme	34	16	16	1
<b>Prime Minister's Office</b>				
Annual Development Programme	2,225	4,128	880	734
Non-ADP FFW and Transfer	89	84	90	41
Scheme	0	2	1	1
<b>Total - Prime Minister's Office:</b>	<b>2,314</b>	<b>4,214</b>	<b>971</b>	<b>776</b>
<b>Cabinet Division</b>				
Annual Development Programme	72	16	35	1
Scheme	1	2	2	1
<b>Total - Cabinet Division:</b>	<b>73</b>	<b>18</b>	<b>37</b>	<b>2</b>
<b>Election Commission Secretariat</b>				
Annual Development Programme	210	605	762	395
<b>Ministry of Public Administration</b>				
Annual Development Programme	287	164	225	104
Scheme	0	5	0	11
<b>Total - Ministry of Public Administration:</b>	<b>287</b>	<b>169</b>	<b>225</b>	<b>115</b>
<b>Bangladesh Public Service Commission</b>				
Annual Development Programme	30	28	28	5
<b>Finance Division</b>				
Annual Development Programme	958	426	436	202
Non ADP Special Project	2,370	1,182	1,200	677
Scheme	118	54	61	9
<b>Total - Finance Division:</b>	<b>3,446</b>	<b>1,662</b>	<b>1,697</b>	<b>888</b>
<b>Office of the Comptroller &amp; Auditor General of Bangladesh</b>				
Scheme	0	0	0	4
<b>Internal Resources Division</b>				
Annual Development Programme	389	253	340	136
<b>Financial Institutions Division</b>				
Annual Development Programme	188	27	117	80
Non ADP Special Project	1,995	1,958	2,312	1,529
<b>Total - Financial Institutions Division:</b>	<b>2,183</b>	<b>1,985</b>	<b>2,429</b>	<b>1,609</b>
<b>Economic Relations Division</b>				
Annual Development Programme	35	40	37	62
<b>Planning Division</b>				

\* Development Expenditure= ADP+Non ADP Special Project+Scheme+Non-ADP FFW and transfers.

\* Scheme means Non ADP Programme finance form Own Source Revenue.

\* Non-ADP Special Project means Special Programmes financed by development partners.

**Statement X**

(Taka in Crore)

Ministry/Division	Budget 2018-19	Revised 2017-18	Budget 2017-18	Actual 2016-17
Annual Development Programme	1,306	645	1,262	86
<b>Implementation Monitoring and Evaluation Division</b>				
Annual Development Programme	98	60	49	28
<b>Statistics and Informatics Division</b>				
Annual Development Programme	417	403	353	193
Scheme	0	0	0	1
<b>Total - Statistics and Informatics Division:</b>	<b>417</b>	<b>403</b>	<b>353</b>	<b>194</b>
<b>Ministry of Foreign Affairs</b>				
Annual Development Programme	129	45	140	11
<b>Total - Public Services:</b>	<b>10,951</b>	<b>10,143</b>	<b>8,346</b>	<b>4,312</b>
<b>Local Government and Rural Development</b>				
<b>Local Government Division</b>				
Annual Development Programme	25,340	22,791	21,464	12,365
Non-ADP FFW and Transfer	130	60	60	0
Scheme	0	3	2	4
<b>Total - Local Government Division:</b>	<b>25,470</b>	<b>22,854</b>	<b>21,526</b>	<b>12,369</b>
<b>Rural Development and Cooperative Division</b>				
Annual Development Programme	1,695	1,715	1,414	1,140
Scheme	0	0	0	6
<b>Total - Rural Development and Cooperative Division:</b>	<b>1,695</b>	<b>1,715</b>	<b>1,414</b>	<b>1,146</b>
<b>Ministry of Chattogram Hill Tracts Affairs</b>				
Annual Development Programme	959	895	809	585
Non-ADP FFW and Transfer	30	19	40	21
<b>Total - Ministry of Chattogram Hill Tracts Affairs:</b>	<b>989</b>	<b>914</b>	<b>849</b>	<b>606</b>
<b>Total - Local Government and Rural Development:</b>	<b>28,154</b>	<b>25,483</b>	<b>23,789</b>	<b>14,121</b>
<b>Defence Services</b>				
<b>Ministry of Defence</b>				
Annual Development Programme	1,152	930	680	596
<b>Total - Defence Services:</b>	<b>1,152</b>	<b>930</b>	<b>680</b>	<b>596</b>

**Statement X**

(Taka in Crore)

Ministry/Division	Budget 2018-19	Revised 2017-18	Budget 2017-18	Actual 2016-17
<b>Public Order and Safety</b>				
<b>Law and Justice Division</b>				
Annual Development Programme	481	504	505	362
Scheme	0	0	0	2
<b>Total - Law and Justice Division:</b>	<b>481</b>	<b>504</b>	<b>505</b>	<b>364</b>
<b>Public Security Division</b>				
Annual Development Programme	1,258	1,072	1,045	850
<b>Anti-Corruption Commission</b>				
Annual Development Programme	29	11	20	6
<b>Security Service Division</b>				
Annual Development Programme	1,251	905	994	531
<b>Total - Public Order and Safety:</b>	<b>3,019</b>	<b>2,492</b>	<b>2,564</b>	<b>1,751</b>
<b>Education and Technology</b>				
<b>Ministry of Primary and Mass Education</b>				
Annual Development Programme	8,312	7,402	8,752	5,451
Scheme	0	9	0	0
<b>Total - Ministry of Primary and Mass Education:</b>	<b>8,312</b>	<b>7,411</b>	<b>8,752</b>	<b>5,451</b>
<b>Secondary and Higher Education Division</b>				
Annual Development Programme	6,006	4,347	6,165	5,045
Scheme	8	8	13	28
<b>Total - Secondary and Higher Education Division:</b>	<b>6,014</b>	<b>4,355</b>	<b>6,178</b>	<b>5,073</b>
<b>Ministry of Science and Technology</b>				
Annual Development Programme	11,720	9,247	10,602	3,668
Scheme	0	0	0	3
<b>Total - Ministry of Science and Technology:</b>	<b>11,720</b>	<b>9,247</b>	<b>10,602</b>	<b>3,671</b>
<b>Information &amp; Communication Technology Division</b>				
Annual Development Programme	2,448	3,260	3,765	1,117
Scheme	20	9	20	21
<b>Total - Information &amp; Communication Technology Division:</b>	<b>2,468</b>	<b>3,269</b>	<b>3,785</b>	<b>1,138</b>
<b>Technical and Madrasa Education Division</b>				
Annual Development Programme	806	718	839	283
<b>Total - Education and Technology:</b>	<b>29,320</b>	<b>25,000</b>	<b>30,156</b>	<b>15,616</b>

**Statement X**

(Taka in Crore)

Ministry/Division	Budget 2018-19	Revised 2017-18	Budget 2017-18	Actual 2016-17
<b>Health</b>				
<b>Health Services Division</b>				
Annual Development Programme	9,041	6,928	7,842	3,078
Scheme	0	9	9	0
<b>Total - Health Services Division:</b>	<b>9,041</b>	<b>6,937</b>	<b>7,851</b>	<b>3,078</b>
<b>Medical Education and Family Welfare Division</b>				
Annual Development Programme	2,100	1,763	1,670	437
<b>Total - Health:</b>	<b>11,141</b>	<b>8,700</b>	<b>9,521</b>	<b>3,515</b>
<b>Social Security and Welfare</b>				
<b>Ministry of Social Welfare</b>				
Annual Development Programme	254	192	208	132
<b>Ministry of Women and Children's Affairs</b>				
Annual Development Programme	461	172	258	124
Scheme	48	52	44	30
<b>Total - Ministry of Women and Children's Affairs:</b>	<b>509</b>	<b>224</b>	<b>302</b>	<b>154</b>
<b>Ministry of Food</b>				
Annual Development Programme	765	316	423	178
<b>Ministry of Disaster Management and Relief</b>				
Annual Development Programme	1,939	1,495	1,411	1,802
Non-ADP FFW and Transfer	1,556	1,574	1,575	1,428
<b>Total - Ministry of Disaster Management and Relief:</b>	<b>3,495</b>	<b>3,069</b>	<b>2,986</b>	<b>3,230</b>
<b>Ministry of Liberation War Affairs</b>				
Annual Development Programme	550	275	420	227
Scheme	0	0	0	2
<b>Total - Ministry of Liberation War Affairs:</b>	<b>550</b>	<b>275</b>	<b>420</b>	<b>229</b>
<b>Total - Social Security and Welfare:</b>	<b>5,573</b>	<b>4,076</b>	<b>4,339</b>	<b>3,923</b>
<b>Housing</b>				
<b>Ministry of Housing and Public Works</b>				
Annual Development Programme	3,520	2,511	2,569	3,830
Scheme	0	0	0	9
<b>Total - Ministry of Housing and Public Works:</b>	<b>3,520</b>	<b>2,511</b>	<b>2,569</b>	<b>3,839</b>
<b>Total - Housing:</b>	<b>3,520</b>	<b>2,511</b>	<b>2,569</b>	<b>3,839</b>

55

**Statement X**

(Taka in Crore)

Ministry/Division	Budget 2018-19	Revised 2017-18	Budget 2017-18	Actual 2016-17
<b>Recreation, Culture and Religious Affairs</b>				
<b>Ministry of Information</b>				
Annual Development Programme	522	220	524	139
Scheme	0	2	1	0
<b>Total - Ministry of Information:</b>	<b>522</b>	<b>222</b>	<b>525</b>	<b>139</b>
<b>Ministry of Cultural Affairs</b>				
Annual Development Programme	218	108	193	75
Scheme	2	5	3	24
<b>Total - Ministry of Cultural Affairs:</b>	<b>220</b>	<b>113</b>	<b>196</b>	<b>99</b>
<b>Ministry of Religious Affairs</b>				
Annual Development Programme	905	743	443	394
Scheme	16	7	0	0
<b>Total - Ministry of Religious Affairs:</b>	<b>921</b>	<b>750</b>	<b>443</b>	<b>394</b>
<b>Ministry of Youth and Sports</b>				
Annual Development Programme	305	226	327	266
<b>Total - Recreation, Culture and Religious Affairs:</b>	<b>1,968</b>	<b>1,311</b>	<b>1,491</b>	<b>898</b>
<b>Fuel and Energy</b>				
<b>Energy and Mineral Resources Division</b>				
Annual Development Programme	1,820	1,346	2,111	1,099
<b>Power Division</b>				
Annual Development Programme	22,893	22,757	18,845	13,447
<b>Total - Fuel and Energy:</b>	<b>24,713</b>	<b>24,103</b>	<b>20,956</b>	<b>14,546</b>

**Statement X**

(Taka in Crore)

Ministry/Division	Budget 2018-19	Revised 2017-18	Budget 2017-18	Actual 2016-17
<b>Agriculture</b>				
<b>Ministry of Agriculture</b>				
Annual Development Programme	1,844	1,494	1,800	1,620
Scheme	114	94	93	45
<b>Total - Ministry of Agriculture:</b>	<b>1,958</b>	<b>1,588</b>	<b>1,893</b>	<b>1,665</b>
<b>Ministry of Fisheries and Livestock</b>				
Annual Development Programme	884	824	1,015	783
<b>Ministry of Environment and Forest</b>				
Annual Development Programme	481	343	585	209
Scheme	0	0	0	4
<b>Total - Ministry of Environment and Forest:</b>	<b>481</b>	<b>343</b>	<b>585</b>	<b>213</b>
<b>Ministry of Land</b>				
Annual Development Programme	845	770	702	257
Non-ADP FFW and Transfer	173	169	156	94
<b>Total - Ministry of Land:</b>	<b>1,018</b>	<b>939</b>	<b>858</b>	<b>351</b>
<b>Ministry of Water Resources</b>				
Annual Development Programme	5,606	4,751	4,675	3,671
<b>Total - Agriculture:</b>	<b>9,947</b>	<b>8,445</b>	<b>9,026</b>	<b>6,683</b>
<b>Industrial and Economic Services</b>				
<b>Ministry of Commerce</b>				
Annual Development Programme	347	130	438	58
<b>Ministry of Labour and Employment</b>				
Annual Development Programme	116	100	168	28
<b>Ministry of Industries</b>				
Annual Development Programme	1,059	854	1,520	493
<b>Ministry of Expatriates' Welfare and Overseas Employment</b>				
Annual Development Programme	307	256	412	145
<b>Ministry of Textiles and Jute</b>				
Annual Development Programme	552	412	543	273
Scheme	0	0	0	3
<b>Total - Ministry of Textiles and Jute:</b>	<b>552</b>	<b>412</b>	<b>543</b>	<b>276</b>
<b>Total - Industrial and Economic Services:</b>	<b>2,381</b>	<b>1,752</b>	<b>3,081</b>	<b>1,000</b>

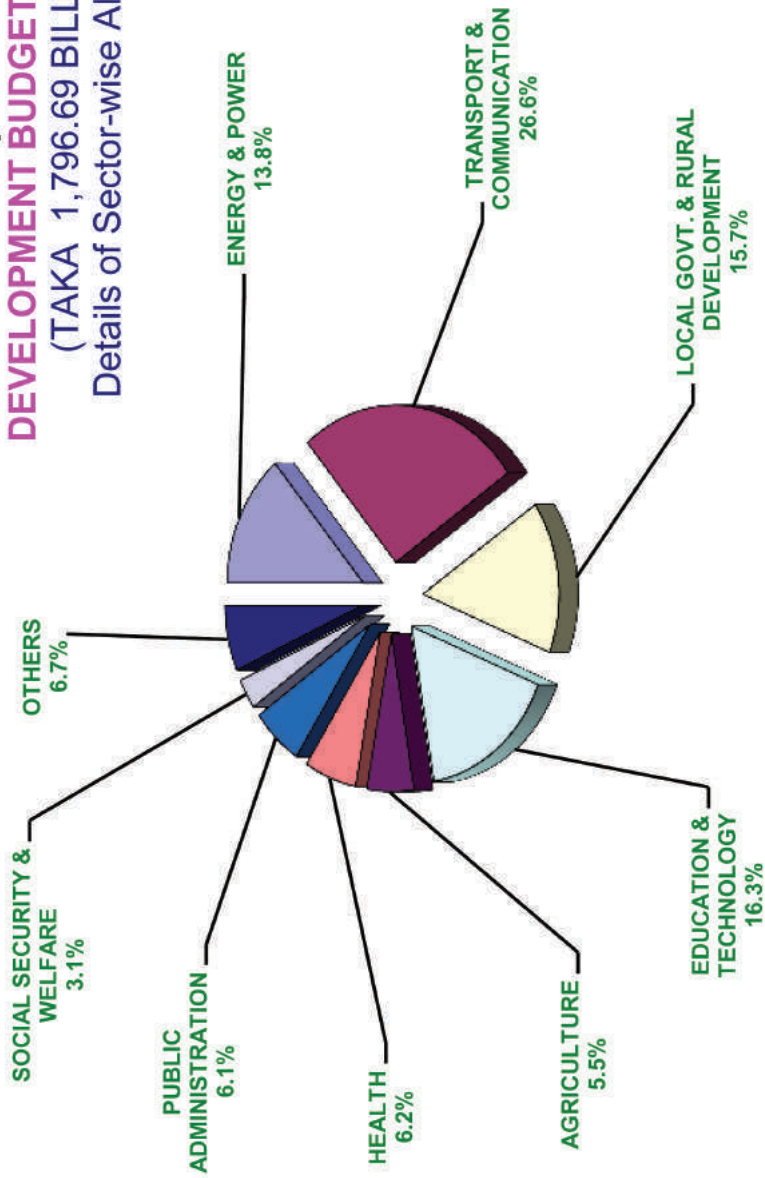
**Statement X**

(Taka in Crore)

Ministry/Division	Budget 2018-19	Revised 2017-18	Budget 2017-18	Actual 2016-17
<b>Transport and Communication</b>				
<b>Road Transport and Highways Division</b>				
Annual Development Programme	20,817	17,317	16,820	7,953
<b>Ministry of Railways</b>				
Annual Development Programme	11,155	10,817	13,001	2,053
<b>Ministry of Shipping</b>				
Annual Development Programme	2,905	2,353	2,185	1,847
<b>Ministry of Civil Aviation and Tourism</b>				
Annual Development Programme	1,461	612	644	452
<b>Posts and Telecommunication Division</b>				
Annual Development Programme	2,381	779	1,441	1,248
<b>Bridges Division</b>				
Annual Development Programme	9,112	6,864	8,404	3,738
<b>Total - Transport and Communication:</b>	<b>47,831</b>	<b>38,742</b>	<b>42,495</b>	<b>17,291</b>
<b>Annual Development Programme (A):</b>	<b>1,73,000</b>	<b>1,48,381</b>	<b>1,53,331</b>	<b>84,093</b>
<b>Non-ADP Food for Works &amp; Transfer/1 (B):</b>	<b>1,978</b>	<b>1,906</b>	<b>1,921</b>	<b>1,584</b>
<b>Non-ADP Special Project (C):</b>	<b>4,365</b>	<b>3,140</b>	<b>3,512</b>	<b>2,206</b>
<b>Scheme (D):</b>	<b>327</b>	<b>261</b>	<b>249</b>	<b>208</b>
<b>Total - Development Expenditure (A+B+C+D):</b>	<b>1,79,669</b>	<b>1,53,688</b>	<b>1,59,013</b>	<b>88,091</b>

- 1 Transfers of sale proceeds of food grain for Non ADP Development Activities and FFW in kind (Non-ADP) shown in Statement VIII and (Non-ADP) FFW (Cash) shown in Statement IX together Constitute Non-ADP FFW and Transfer.

**Graph-V**  
**DEVELOPMENT BUDGET : 2018-19**  
**(TAKA 1,796.69 BILLION)**  
**Details of Sector-wise Allocation**



## PRESS RELEASE

### MCCI's COMMENTS ON BUDGET FY 2018-19

Metropolitan Chamber of Commerce and Industry, Dhaka (MCCI) congratulates the Hon'ble Minister for Finance, Mr. Abul Maal Abdul Muhith, MP, for presenting his 10th consecutive and overall 12th National Budget to the Jatiyo Sangsad for the financial year 2018-2019 (FY19). The proposed budget of Tk.464,573 crore for FY19 is 16.07 per cent higher than the original budget (Tk.400,266 crore) and also 25.05 percent higher than the revised budget (Tk.371,495 crore) of the outgoing fiscal year (FY18).

We applaud the Finance Minister for considering the national development goals and vision objectives while preparing the budget and proposing measures to uphold the country's graduation to a developing country status, boosting economic growth, collect revenue, reduce poverty, provide necessary protection to local industries, and widen the prevailing safety net for freedom fighters and other deserving groups for improving the economic condition of the people.

The budget has largely focused on infrastructure, along with a major push to scale up social safety net, and other nationally important projects.

MCCI thinks that Bangladesh's economy is progressing well, but below its true potential. Inadequate infrastructure and shortage of power & energy are now major impediments to the growth of the economy. Also, shortfall in revenue collection and weak ADP implementation are currently major worries for the economy. There is no alternative to raising the level of private investment including foreign direct investment (FDI) if Bangladesh is to confirm the status of developing country by 2021.

MCCI also thinks that certain things need to be prioritized such as policy reforms, simplification of taxation system, business friendly policies, enabling business climate, policy continuation, ease of doing business, incentives, reduction of taxes and inclusive policy planning.

Though the country has officially adopted 'employment led growth' model in the national planning, it is difficult to see a reflection of this in the proposed budget. The recent BBS report showing shrinking number of new jobs despite the high GDP growth reported is a major concern which should have been addressed in the budget.

MCCI appreciates the 7.65 percent growth in GDP against targeted 7.40 percent in this fiscal year and the target of 7.80 per cent in the upcoming fiscal year. We feel that as time progresses the GDP growth will rise further as the country has started showing encouraging signs with higher demand for investment credit, increased import of industrial raw materials, better of export performance and remittance earnings. Higher GDP growth is necessary for achieving the status of developing country by 2021. However, special attention will need to be given to taking measures to contain inflation; the proposed budget keeps the inflation target below 5.4 per cent in the new fiscal year.

The NBR tax revenue target (Tk.296,201 crore) for FY19 is 31.64 percent higher than in the revised budget (Tk.225,000 crore) for the outgoing fiscal year. According to the revenue earnings outline, the Value Added Tax (VAT) is the biggest contributor with Tk.110,543 crore, followed by income tax with Tk.102,201 crore and customs duties with Tk.83,457 crore.

MCCI feels that attaining the increased revenue target for FY19 will continue to be a major challenge though the number of tax payers has increased. In order to achieve the revenue target, MCCI strongly suggests that tax compliant enterprises should not be excessively burdened. Instead, new avenues of tax collection should be identified and pursued. To this effect, the Government should set tax payer number targets for tax officials and reward them for enrolling new tax payers.

The Chamber appreciates the allocation of Tk.173,000 crore for the annual development programme (ADP) for FY19, which is 12.83 per cent higher than the original allocation for the current fiscal year (Tk.153,331 crore) and also 16.59 per cent higher than the revised ADP (Tk.148,381 crore) of FY18. A higher allocation in the ADP is needed to fulfil our development goals, but MCCI would like to urge the Government to take necessary measures to ensure efficient and effective spending of the ADP funds.

MCCI is happy to note that human resources (education, health and family welfare) sector has been given the highest priority in the upcoming ADP with an allocation of Tk.46,452 crore or 26.85 per cent. MCCI feels that proposed investment in human resources development will help improving the quality of people's lives and create better employment opportunities. Human resources development being a pre-requisite for the country's development should be a top priority especially vocational, technical and skills development for effectively and efficiently using our work forces in trade and industry.

Second highest allocation has been given to the communication infrastructure (roads, bridges and railways) with an allocation of Tk.45,450 crore or 26.27 per cent. We appreciate the continuation of the special supervision of the Hon'ble Prime Minister for rapid implementation of ten mega projects. However, proper utilization of allocated resources and their timely completion should be ensured.

The third highest allocation of Tk.37,652 crore or 21.76 per cent of the upcoming ADP has been given to the agriculture and rural development comprising of agriculture, local Government and water resources. The fourth highest allocation has been given to the energy infrastructure (power, energy and mineral resources) with an allocation of Tk.24,713 crore or 14.28 per cent. The Chamber thinks that this sector deserves the high priority it has been given in view of its crucial importance in the national economy.

The proposed budget has only reduced the tax rates for banks, insurance and financial institutions by 2.5 per cent which is appreciated. However, the long-standing demand of the business community for reducing the corporate tax rate has not been addressed. MCCI is disappointed that despite repeated requests and assurances over years the income tax rate of 35% and above paid by the vast majority of the corporate sector has not been reduced to promote investment and growth. This rate is among the highest in the region. It is to be noted that only around 212 publicly listed companies out of 314 publicly listed companies are entitled to the lower tax rate of 25%.

The Government also has taken some special measures (one stop service, ease of doing business indicator, economic zones) for investors and exporters in the budget for improving the ease of doing business and encouraging investment. MCCI appreciates all these measures. However, the benefits of these measures will only be felt if they are implemented in a timely and effective manner.

The Chamber appreciates special allocation for the advancement of women by allocating Tk.100 crore for 'Women Entrepreneurship Fund' and Tk.25 crore for 'Women Development Special Fund'; allocating Tk.100 crore for 'Skill Development Fund'; allocating Tk.300 crore for managing risks arising out of earthquakes; also allocating Tk.10 crore for NGO Foundation, Tk.250 crore for PKSF, and Tk.10 crore for SME Foundation as these organizations are playing key roles in alleviating poverty. MCCI suggests that further specific budgetary provision should be made for employment generation, skill development and up skilling of women in the work force.

MCCI is disappointed to note that the tax-free threshold for individual income has not been increased and the highest rate of tax for individuals remains unchanged. This threshold has not been changed for the last 3 years. MCCI strongly feels that the threshold should be increased.

We appreciate the tax incentive for green factories in the RMG sector, but we strongly urge upon the Government to extend equal treatment across all industrial sectors. MCCI also strongly recommends that all similar fiscal and other incentives and facilities should be extended to all industries.

The Chamber appreciates that the slabs of VAT rates have been reduced to 5 from 9, i.e., 2 %, 4.5%, 5%, 7% and 10%. This is a good step towards rationalisation of the VAT system.

MCCI also appreciates the granting of full exemption of the following income

- Any income derived from the operation of an elderly care home or a day care home for children.
- Any income derived from the operation of an educational or training institution runs exclusively for persons with disability.
- Any distribution of taxed dividend to a company being resident in Bangladesh if the company distributing such taxed dividend has maintained separate account for the taxed dividend.

The Chamber proposes that in order to incentivize businesses to employ disabled or specially challenged persons, the allowable expenditure on such employment should be doubled for income tax exemption.

The Chamber appreciates that the Government has decided to withdraw VAT on sale of agricultural land.

Some Incentives have given to the light engineering sector, and capital machinery and raw materials imports. We hope that these will be able to provide something good to the export-oriented sectors. Noting that having such policies and incentives have helped motorcycle manufacturing to flourish in the country, this would help the country bring more foreign investments in the automobile industry and help to formulate a policy for vehicle manufacturing in the country.

MCCI is disappointed that no reforms have been proposed to correct the deficits of the state-owned enterprises (SOEs) or the non-performing loans (NPLs) of the state-owned commercial banks (SCBs). On the contrary, the budget proposes to continue the financing of SOE deficits and capital shortfalls in SCBs through budget transfers. MCCI feels this is an unjustified burden on the taxpayers, and does encourage efficient practices.

The Chamber appreciates the exemption of import VAT given to some raw materials of medicines in the industrial sector.

Bangladesh's e-commerce is the result of many start-up ventures. We should not discourage such start ups with tax burdens so early on in their development stage. This will discourage young and private entrepreneurs. The proposed 5% VAT on e-commerce should be removed. Also, since ride-sharing services like Uber and Pathao address the transport needs of the general public, 5% VAT should not be imposed on these services.

There seems to be no encouragement in allowing companies to buy or acquire technology. Bangladeshi businesses must be encouraged to obtain the best technology and invest in research, not simply hire from abroad and allow outflow of salaries through remittances.

MCCI appreciates that the Government has decided to take some measures to bring back discipline in the financial sector. However, we urge the Government to implement these measures in a timely manner.

Existing VAT on super shops of 4% should be retained as opposed to increasing it to 5%. This propose increase does not reflect the margin of these stores and discourages growth of this organized retail sector.

MCCI, as the voice of responsible business, shares the optimism of the Hon'ble Finance Minister and extends its cooperation for the industrial and commercial development of the country and also attaining the status of developing countries by 2021.

Hasan Mahmood, FCA  
Chairman, Tariff and Taxation Sub Committee  
Dhaka, 08 June 2018.

**SALIENT FEATURES OF THE FINANCE ACT 2018  
(INCOME TAX ORDINANCE, 1984)  
SECOND SCHEDULE  
FIRST PART  
(TAX RATE FOR THE ASSESSMENT YEAR 2018-2019)  
PARAGRAPH – KA**

For the Individuals (including non-resident Bangladeshis), Hindu Undivided Family(HUF), Partnership Firms, Association of Persons(AOP) and every artificial juridical persons to whom Paragraph Kha does not apply, income tax for the assessment year 2018-19 shall be imposed according to the following rate schedule:

Sl No.	Total Income	Rate of Tax
Ka	On 1st Tk. 2,50,000/- of total income	Zero (0)
Kha	On next Tk. 4,00,000/- of total income	10%
Ga	On next Tk.5,00,000/- of total income	15%
Gha	On next Tk.6,00,000/- of total income	20%
Ua	On next Tk. 30,00,000/- of total income	25%
Cha	On the balance of total income	30%

Provided that for the following categories of taxpayers, basic exemption limit of total income shall be as follows:

(A)

SL	Category of Taxpayer	Enhanced Exemption Limit
(a)	For female taxpayers and taxpayers aged 65 and above	Taka 3,00,000/=
(b)	For taxpayers who are persons with disability	Taka 4,00,000/=
(c)	For taxpayers who are gazetted war-wounded freedom fighters	Taka 4,25,000/=

(B) For a taxpayer who is Father, Mother or Legal Guardian of persons/children with disability, his/her exemption limit shall be higher by Taka 50,000/= for each such child. This will apply to one of the taxpayer-parents only.

(C) Minimum tax shall never be less than the following

Name of Taxpayers' Areas	Minimum Income Tax
For taxpayers located in Dhaka South, Dhaka North and Chittagong City Corporation areas	Taka 5,000/=
For taxpayers located in other City Corporation areas	Taka 4,000/=
For taxpayers located in areas other than City Corporations	Taka 3,000/=

(D) Any taxpayer who owns and is engaged in production in any small or cottage industry located in any less developed area or least developed area will be entitled to rebate of income tax at the following rates:

SL	Description	Rebate
(a)	In cases where production is higher by more than 15% but less than 25% than that in the last income year	5% rebate on tax payable on such income
(b)	In cases where production is more than 25% higher than last income year	10% rebate on tax payable on such income

**Explanation:** In this paragraph-

(1) “person with disability” means disable persons in accordance with প্রতিবন্ধী ব্যক্তির অধিকার ও সুরক্ষা আইন, 2013 (2013 সনের 39 bs AvBb Gi 31 aviv [Section 31 of Rights and Protection of Disable Persons, 2013 (Law No. 39 of 2013)];

(2) “least developed area” or “less developed area” means areas defined as such by National Board of Revenue as per clauses (b) and (c) of subsection (2A) of section 45 of The Income Tax Ordinance, 1984 (Ordinance No. XXXVI of 1984).

### PARAGRAPH - KHA

TAX RATES FOR COMPANY, LOCAL AUTHORITY AND THOSE TAXPAYERS WHO PAY TAX AT THE MAXIMUM RATES IN ACCORDANCE WITH INCOME TAX ORDINANCE, 1984

(1) For companies, all types of Income of companies except Dividend Income received from companies registered in Bangladesh, income tax shall be imposed according to the following rate-schedule:

- |   |   |
|---|---|
| (A) For companies except the companies mentioned in items B,C,D and E hereinafter-  | 25% of such income<br><br>Provided that if nonpublicly traded companies transfer at least 20% of share capital through IPO, they will be entitled to 10% rebate on income tax payable in the concerned income year. |
| (a) Publicly Traded Company-  | 25% of such income  |
| (b) Companies which are not publicly traded, local authority and other companies specified in sub-clauses (a), (b), (bb), (bbb) and (c) of clause (20) of Sub-section (2) of The Income Tax Ordinance, 1984 (Ord. No. XXXVI of 1984)- | 35% of such income  |
| (B) For Bank, Insurance and Financial Institutions (except Merchant Banks):   | 37.5% of such income  |
| (a) such companies which are publicly traded company-   | 37.5% of such income  |
| (b) such companies which are not publicly traded-   | 40% of such income<br><br>Provided that for Bank, Insurance and Financial Institution companies approved by Govt. in 2013 tax rate shall be 37.5%   |

- |     |  |                      |
|-----|--|----------------------|
| (C) | For Merchant Banks-  | 37.5% of such income |
| (D) | For companies producing Cigarette, Bidi, Zarda Gul and other tobacco products- | 45% of such income   |
| (E) | For Mobile Phone operator companies-   | 45% of such income   |

Provided that for such companies who become publicly traded companies by transferring at least 10% of share capital through stock exchange of which Pre-IPO Placement shall not be more than 5%, tax rate shall be 40%;

Provided further that if such companies transfer at least 20% capital through IPO then these companies shall be entitled to 10% rebate of income tax payable in the concerned income year.

- |    |  |                     |
|----|--|---------------------|
| 2. | On any dividend income declared and paid by any company formed under The Companies Act, 1994 (Act No. XVIII of 1994) or a statutory body established under law on issued or subscribed or paid up capital after 14th August, 1947 or a foreign company not registered in Bangladesh if send remittance outside Bangladesh which is treated as dividend as per sub-clause (dd) of clause (26) of Section (2) of The Income Tax Ordinance, 1984- | 20% of such income  |
| 3. | Non-company and non-resident individuals(excluding non-resident Bangladeshi)-  | 30% of such income  |
| 4. | Non-company taxpayers producing Cigarette, Bidi, Zarda, Gul and other tobacco products-  | 45% of such income  |
| 5. | Co-operative Societies registered under The Cooperative Society Act, 2001-   | 15 % of such income |

**Explanation:** In this Paragraph, “publicly traded company” means such public limited company which is registered in Bangladesh in accordance with the provisions of কোম্পানী আইন, ১৯৯৪ (১৯৯৪ সনের ১৮নং আইন) and whose shares are enlisted in the Stock Exchanges before the end of the income year for which tax-liability assessment is to be made.

#### TAX RATES IN SPECIAL CASES:

SL. No	Description	Income Limit	Tax Rate
(a)	Income from Poultry Industry	On 1st 20 lakh	zero
		On next 10 lakh	5%
		On the balance	10%
(b)	Poultry feed, dairy, mulberry, apiculture, horticulture, pisciculture etc.-	On 1st 20 lakh	zero
		On next 10 lakh	5%
		On the balance	10%

SL. No	Description	Income Limit	Tax Rate
(c)	Shrimp/poultry/fisheries/fish hatchery-	On 1st 20 lakh On next 10 lakh On the balance	zero 5% 10%
(d)	Assessee engaged in production and export of jute products : (i) In case of company (ii) In case of assessee not being company maximum-		10% 10%
(e)	Assessee engaged in production and export of knitwear and woven garments (i) In case of company - (ii) Not being company -		20% 20%

## PART - 2 RATES OF SURCHARGE Para – Ka

In case of individual assessee whose total net worth as per Section 80 of The Income Tax Ordinance, 1984 (Statement of Assets, Liabilities and Expenses) exceeds Taka 2.25 crore and who are liable to pay income tax in such assessment year, are liable to surcharge as per the following rates:

SL	Value of Net Worth	Rate of Surcharge	Minimum Surcharge
ka	Up to Taka Two Crore Twenty Five lakh	0%	0
kha	More than Taka 2.25 crore but up to Taka 5 crore Or, have more than one motor car in own name Or, have more than 8,000 Sft house property in own name in any city corporation area	10% of income tax payable	Taka 3,000
ga	More than Taka 5 crore but up to Taka 10 crore	15% of income tax payable	
gha	More than Taka 10 crore but up to Taka 15 crore	20% of income tax payable	
ua	More than Taka 15 crore but up to Taka 20 crore	25% of income tax payable	Taka 5,000
cha	Any amount more than Taka 20 crore	30% of income tax payable	

**Explanation:** In this Paragraph-

(1) "Value of Net worth" means total net worth disclosed in the Statement of Assets, Liabilities and Expenses submitted in accordance with the provisions of Section 80 of The Income Tax Ordinance, 1984 (Ordinance No. XXXVI of 1984);

(2) "Motor car" means private car, jeep or microbus.

## Paragraph - KHA

Those assesseees who are engaged in the production and business of cigarette, bidi, zarda, gul and other tobacco products shall have to pay surcharge at the rate of 2.5% of income of the concerned income year.

## AMMENDMENTS MADE TO THE INCOME TAX ORDINANCE 1984 BY THE FINANCE ACT 2018

(To come into force from the assessment year beginning on the First Day of July, 2018)

**1. Changes brought to Section 2:** This section of The Ordinance defines various terms used in different sections of the tax law. Changes have serious implications in interpretation of the sections concerned and acceptability or otherwise of claims of the taxpayers relating to those parts of the law. Changes made in The Finance Act of 2018-19 are the following:

A. Section 2 of The Ordinance defines the terms used in the law. The definition of "charitable purpose" in clause 16 of section 2 has been changed to the following:

**"(16) "charitable purpose"** includes-

- (a) relief of the poor, education and medical relief ;  
and
- (b) the advancement of any other object of general public utility, subject to the following conditions-
  - (i) it does not involve carrying out any activities in the nature of trade, commerce or business; or
  - (ii) where it involves any service rendered for a consideration, the aggregate value of such consideration in the income year does not exceed twenty lakh taka;" ;

B. The following new "Explanation" has been added at the end of the definition of "fees for technical services" in clause (31) of section 2:

**Explanation:** For the removal of doubts, it is hereby declared that in this clause, "fees for technical services" shall include technical services fee, technical assistance fee or any fee of similar nature;"

C.. A new definition of "permanent establishment" has been added by introduction of the following new clause 44A in section 2 after the existing clause 44 of section 2:

**"44A.- "permanent establishment"**, in relation to income from business or profession , means a place or activity through which the business or profession of a person is wholly or partly carried on, and includes-

- (i) a place of management;
- (ii) a branch;
- (iii) an agency;

- (iv) an office;
- (v) a warehouse;
- (vi) a factory;
- (vii) a workshop;
- (viii) a mine, oil or gas well, quarry or any other place of exploration exploitation or extraction of natural resources;
- (ix) a farm or plantation;
- (x) a building site, a construction, assembly or installation project or supervisory activities in connection therewith;
- (xi) the furnishing of services, including consultancy services, by a person through employees or other personnel engaged by the person for such purpose, if activities of that nature continue ( for the same or a connected project) in Bangladesh; and
- (xii) any associated entity or person ( hereinafter referred to as “Person A”) that is commercially dependent on a non-resident person where the associated entity or Person A carries out any activity in Bangladesh in connection with any sale made in Bangladesh by the non-resident person;”;

D. The following definition of a new term “taxed dividend” has been included in the newly introduced clause 62B after the existing clause 62A

“(62B) **“taxed dividend”** means the dividend income on which tax has been paid by the recipient under this Ordinance.”;

E. After the existing clause 65, the following new definition 65A has been added:

2. “(65A) **“trading account” or “profit or loss account”** includes income statement and other similar statements of accounts prepared under International Financial Reporting Standards;”

**Changes brought to Section 16B of The Ordinance:** In Section 16B, the words “Board of Investment or any competent authority of the Government, as the case may be” shall be replaced by the words “appropriate authority of the Government”.

3. **Changes brought to Section 18 of The Ordinance:** The existing subsection 2 of section 18 shall be replaced by the following new sub-section 2:

“(2) any income accruing or arising, whether directly or indirectly, through or from-

- (a) any permanent establishment in Bangladesh, or
- (b) any property, asset, right or other source of income, including intangible property, in Bangladesh; or
- (c) the transfer of any assets situated in Bangladesh; or
- (d) the sale of any goods or services by any electronic means to purchasers in Bangladesh; or
- (e) any intangible property used in Bangladesh.

**Explanation:** For the purposes of sub-section 2 -

- (a) the shares of any company which is a resident in Bangladesh shall be deemed to be a property in Bangladesh;
- (b) intangible property shall be deemed to be property in Bangladesh if it is-
  - (i) registered in Bangladesh; or
  - (ii) owned by a person that is not a resident of Bangladesh but has a permanent establishment in Bangladesh to which the intangible property is attributed;
- (c) the transfer of any share in a company that is not a resident of Bangladesh shall be deemed to be the transfer of an asset situated in Bangladesh to the extent that the value of the share transferred is directly or indirectly attributable to the value of any assets in Bangladesh;”

**4. Changes brought to Section 19 of The Ordinance:** The following two changes have been made to Section 19 of The Ordinance:

A. The existing sub-section 21 has been replaced by the following new Sub-section 21:

**“(21)** Where any sum is claimed or shown to have been received as loan or gift by an assessee otherwise than by a bank transfer, the amount so received shall be deemed to be the income of such assessee for the income year in which such loan or gift was received, and shall be classifiable under the head “Income from other sources”:

Provided that-

- (a) where a loan or a part thereof, which was deemed as the income under this sub-section and included in the total income of the assessee, is repaid in a subsequent income year, the amount so repaid shall be deducted in computing the income of the assessee for that income year;
- (b) a loan shall not be deemed to be an income under this subsection if the loan is taken from a banking company or a financial institution;
- (c) a loan or a gift received by an assessee, being an individual, shall not be deemed to the income under this sub-section, if -
  - (i) the aggregate amount of such loan or gift received in an income year does not exceed five lakh taka; or
  - (i) the loan or the gift is received from spouse or parents of the assessee, and a banking channel or a formal channel is involved in the process of such loan or gift.

**Explanation:** In this sub-section, “bank transfer” , in relation to a loan or gift, means transfer from the account of the giver to the account of the receiver , and such accounts are maintained in a bank or a financial institution legally authorized to operate accounts “;

B. Existing sub-sections (21A), (21B), (26) and (28) have been deleted.

## 5. Changes brought to Section 30 of The Ordinance:

1. Clause (aaaa) has been replaced by the following new clause:

“(aaaa) any payment made by way of salary to an employee for whom the statement under section 108A was not provided;”;

2. In clause (e), “four lakh and seventy five thousand taka” has been replaced by “five lakh and fifty thousand taka”;

3. In clause (g), the words “under the head of Head Office expenses” have been replaced by the words “by way of head office or intragroup expenses, called by whatever name,”

4. Existing clause (h) has been replaced by the following new clause:

“(h) so much of the expenditure or aggregate of the expenditures by an assessee by way of royalty, technical services fee, technical know-how fee or technical assistance fee or any fee of similar nature, as exceeds the following:

(i) For the first three income years from the commencement of the business or profession	Ten per cent (10%) of the net profit disclosed in the statement of accounts;
(ii) For subsequent income years	Eight per cent (8%) of the net profit disclosed in the statement of accounts;”

## 6. Changes brought to Section 35 of The Ordinance:

- A. Existing sub-section (3) has been replaced by the following new subsection:

“(3) Without prejudice to the preceding sub-sections, every company as defined in the Companies Act, 1913(VII of 1913) or কোম্পানী আইন, ১৯৯৪ (১৯৯৪ সনের ১৮নং আইন ) shall, with the return of income required to be filed under this Ordinance, furnish a copy of the trading account, profit and loss account and the balance sheet in respect of the relevant income year-

- (a) certified by a chartered accountant to the effect that the accounts are-

(i) maintained and the statements are prepared and reported in accordance with Bangladesh Accounting Standards (BAS) and Bangladesh Financial Reporting Standards (BFRS) or in accordance with the International Accounting Standards (IAS) and International Financial Reporting Standards (IFRS) as adopted in Bangladesh; and

(ii) audited in accordance with the Bangladesh Standards on Auditing (BSA);

- (b) signed by the persons including as many directors as required under sub-sections (1) and (2) of section 189 of কোম্পানী আইন, ১৯৯৪ (১৯৯৪ সনের ১৮নং আইন)

- B. In clause (c) of sub-section (4), the words “or the certification of accounts is not found verifiable” shall be added after the words “subsection (3) .

## 7. Changes brought to Section 52AA of The Ordinance:

In the Table of sub-section (1) of Section 52AA, in SL No. 13 after the words “vehicle rental service” the words “or ride sharing service” shall be added.

#### 8. Changes brought to Section 52Q of The Ordinance:

After the existing section 52Q, the following new proviso shall be added:

“Provided that no deduction under this section shall be made against the remittance from abroad of the proceeds of sales of software or services of a resident if the income from such sales is exempted from tax under paragraph 33 of Part A of the Sixth Schedule.”

#### 9. Changes brought to Section 52S of The Ordinance:

Section 52S of the Ordinance has been deleted.

#### 10. Changes brought to Section 52U of The Ordinance:

Existing section 52U shall be replaced by the following new Section:

##### “52U.- Deduction from payment on account of local letter of credit, etc.-

1. The bank or any other financial institution extending any credit facility under a local letter of credit or any other financing agreement, not being a financing arrangement under subsection (2), for purchasing any goods in Bangladesh by a person (hereinafter referred to as “Person A”) from any other person (hereinafter referred to as “Person B”) for the purpose of trading, or of reselling after process or conversion shall deduct, at the time of paying or crediting to Person B, tax at the rate of three per cent (3%) of the amount so paid or credited in relation to the purchase by Person A.
2. The bank or any other financial institution extending any credit facility to a distributor under a financing agreement in which a person (hereinafter referred to as “Person C”) receives payment from such bank or the financial institution against the invoice or sale of goods to its distributor (hereinafter referred to as “Person D”) shall deduct, at the time of paying or crediting payment to Person C, tax at the rate of one per cent (1%) of the amount so paid or credited in relation to the goods invoiced to Person D.
3. The provisions of this section shall not be applicable in the cases of local letter of credit or any other financing agreement opened or made for the purchase or procurement of rice, wheat, potato, onion, garlic, peas, chickpeas, lentils, ginger, turmeric, dried chilies, pulses, maize, coarse flour, flour, salt, edible oil, sugar, black pepper, cinnamon, cardamom, clove, date, cassia leaf, computer or computer accessories, jute, cotton, yarn and all kinds of fruits.
4. Nothing in this section shall limit the applicability of section 52.

**Explanation:** For the purpose of this section, “distributor” means a person who performs the function of supply of finished goods produced by another person to the end customer directly or through any other intermediary.”

#### 11. Changes brought to Section 53F of The Ordinance:

In each of the sub-sections (1), (2) and (3) of Section 53F, the word “Scheduled” shall be deleted.

#### 12. Changes brought to Section 54 of The Ordinance:

After clause (b) of Section 54, the following proviso shall be added: “Provided that the provision of this section shall not be applicable to any distribution of taxed dividend to a company being resident in Bangladesh if such taxed dividend enjoys tax exemption under the provisions of Paragraph 60 of Part A of the Sixth Schedule.”

#### 13. Changes brought to Section 56 of The Ordinance:

- A. In sub-section (1), against SL. No. 14 after the words “Air transport or water transport” the words “not being the carrying services mentioned in sections 102 or 103A” shall be added.
- B. The existing sub-section (2) shall be replaced by the following two new sub-sections numbered sub-section (2) and sub-section (2A):

“(2) Where, in respect of any payment under this section, the Board, on an application made in this

behalf, is satisfied that due to tax treaty or any other reason the non-resident is not liable to pay any tax in Bangladesh, or is liable to pay tax at a reduced rate in Bangladesh, the Board may issue a certificate to the effect that the payment referred to in sub-section (1) shall be made without any deduction or, in applicable cases, with a deduction at the reduced rate as mentioned in the certificate.

(2A) Tax deducted under this section shall be deemed to be the minimum tax liability of the payee in respect of the income for which the deduction is made, and, shall not be subject of refund or set off or an adjustment against demand.”

#### 14. Changes brought to Section 58 of The Ordinance:

After sub-section (2) of this section, the new following sub-section (3) shall be added:

“(3) Every person who has deducted or collected any tax under this Chapter shall furnish a statement to such income tax authority and in such manner as may be prescribed.”

#### 15. Changes brought to Section 75 of The Ordinance:

A. In clause (e) of sub-section (1), after item (ix) a new following item (x) shall be added:“(x) participates in a ride sharing arrangement by providing motor vehicle:”;

“(x) participates in a ride sharing arrangement by providing motor vehicle:”;

A. in sub-section (2): after the words “return of income”, the new words “under sub-section (1)” shall be added

after clause (iii), the following two new clauses (iiia) and (iiib) shall be added:

“(iiia) a non-resident, not being a non-resident individual, having no permanent establishment in Bangladeshi; or

“(iiib) a non-resident individual having no fixed base in Bangladesh; or”

#### 16. Changes brought to Section 82BB of The Ordinance:

A. In sub-section (4) -

- in clause (a), the word “sixty” shall be replaced by the word “ninety”;
- in the proviso to clause (b), the word “six” shall be replaced by the word “nine”.

B. In sub-section (7) -

in the proviso, after the clause (b) , the following new clause (c) shall be added-

“(c) the assessee has complied with the provisions of section 75A, 108 and 108A.”

#### 17. Changes brought to Section 82C of The Ordinance:

After sub-section (8) of Section 82C, the following new sub-section (8A) shall be added:

“(8A) Where tax has been mistakenly deducted and collected in excess or deficit of the amount (i.e. the amount to be deducted or collected in accordance with the provision of Chapter VII), minimum tax under this section shall be computed based on the due amount of deduction or collection, and provisions of this section shall apply accordingly.”

**18. Changes brought to Section 94 of The Ordinance:**

In the proviso to sub-section (3) of Section 94, the words “forty five” shall be replaced by the word “sixty”.

**19. Changes brought to Section 102 of The Ordinance:**

In clause (b) of sub-section (2) of section 102, the words “at any port” shall be replaced by the words “shipped at any port”.

**20. Changes brought to Section 107A of The Ordinance:**

Clause (6) of section 107A shall be deleted.

**21. Insertion of Section 108A in The Ordinance:**

After section 108, the following new Section shall be added:

**“108A. Information regarding filing of return by employees.-**

employee shall furnish the following information to the employer by the fifteenth day of April each year-

- (i) employee shall furnish the following information to the employer by the fifteenth day of April each year-
  - (ii) Date of filing the return of income, and
  - (iii) The serial number provided by the income tax authority upon filing of the return of income;
- (2) Any person responsible for making any payment which is an income of the payee classifiable under the head “Salaries”, shall, by the thirtieth day of April of each year, furnish to such income tax authority and in such manner as may be prescribed, a statement containing the following information regarding the payee:
- (i) The name, designation and the Taxpayer’s Identification Number;
  - (ii) Date of filing the return of income;
  - (iii) The serial number provided by the income tax authority upon filing of the return;
- (3) Nothing in this section shall apply to a payment made by the Government.”

**22. Insertion of Section 113A in The Ordinance:**

After the existing Section 113 of The Ordinance, the following new Section 113A has been inserted:

**“113A. Automatic furnishing of information.-** (1) The Board may, by a notice in official gazette, require any authority, person or entity to furnish in digital manner to the Board or any income tax authority specified by the Board, any information including information regarding assets, liabilities, income, expenses and transactions in respect of any class of persons.

- (2) The information mentioned in sub-section (1) shall be furnished in such digital manner as may be specified in the notice.
- (3) For the purpose of this section, furnishing in digital manner includes-
  - (a) uploading data in the system of the Board;
  - (b) sharing data to the digital or electronic system of the Board; and

- (c) enabling digital or electronic access to the intended system.”

**23. Amendment to section 123 of The Ordinance:**

In sub-section (2) of Section 123 of The Ordinance the word “shall” has been replaced by the word “may”.

**24. Amendment to Section 124 of The Ordinance:**

- In sub-section (1) of Section 124, the words “under sections 75, 77, 89(2), 91(3), 93(1) and/or withholding tax required under section 75A” shall be replaced by the words under sections 75, 77, 89, 91 or 93”;
- in place of the existing sub-section (2) and its proviso, the following new sub-sections (2) and (3) shall be added:

“(2) Where any person has, without reasonable cause, failed to-

(a) file or furnish any return, certificate, statement or information required under sections 58, 75A, 108, 108A, 109 or 110; or

the Deputy Commissioner of Taxes may impose upon such person-

- (a) where the return, statement or information under sections 75A, 108 or 108A has not been filed or furnished, a penalty amounting to ten per cent of tax imposed on last assessed income or five thousand taka, whichever is higher, and in the case of a continuing default, a further penalty of one thousand taka for every month or fraction thereof during which the default continues;
  - (b) in other cases of non-compliance, a penalty amounting to five thousand taka, and in the case of a continuing default, a further penalty of one thousand taka for every month or fraction thereof during which the default continues.
- (3) Where any person has, without any reasonable cause, failed to furnish information as required under section 113, the income tax authority requiring the information under section 113 may impose a penalty of twenty five thousand taka and in case of a continuing default a further penalty of five hundred taka for each day.”

**25. Replacement of existing section 132 of The Ordinance:**

Existing section 132 has been replaced by the following new section 132:

**“132. Orders of penalty to be sent to Deputy Commissioner of Taxes.-** The Appellate Tribunal or any income tax authority, not being the Deputy Commissioner of Taxes himself or herself, making an order imposing any penalty under this Ordinance shall forthwith send a copy of the order to the Deputy Commissioner of Taxes, and thereupon all the provisions of this Ordinance relating to the recovery of penalty shall apply as if such order were made by the Deputy Commissioner of Taxes.”

**26. Changes brought to Section 143 of The Ordinance:**

In sub-section (2) of Section 143, existing clause (a) shall be replaced by the following new clause (a):

“(a) From whom any money or goods is due or may become due to the assessee, or who holds, or controls the receipt or disposal of, or may subsequently hold, or control the receipt or disposal of, any money or goods belonging to, or on account of, the assessee, to

- (i) pay to the Deputy Commissioner of Taxes the sum specified in the notice on or before the date specified therein for such payment; or

- (ii) stop the transfer of that goods to the assessee or the placement of that goods under the disposal of the assessee until the amount of tax mentioned in the notice has been paid or a satisfactory arrangement has been made with the Deputy Commissioner of Taxes for payment of such tax; or”

**27. Replacement of Section 153 of The Ordinance by new Section 153:**

In place of the existing section 153 the following new section has been added:

**“153. Appeal to appellate income tax authority.** - (1) Any person aggrieved by order of an income tax authority regarding the following matters may appeal to the respective appellate income tax authority-

- (i) assessment of income;
- (ii) computation of tax liability or refund;
- (iii) set off or carry forward of loss;
- (iv) imposition of any penalty or interest;
- (v) charge and computation of surcharge or any other sum;
- (vi) credit of tax; and
- (vii) payment of a refund.

(2 ) Subject to sub-section (3), an appeal in the following cases shall be made only to the Commissioner of Taxes (Appeals)-

- (i) appeal by a company;
- (ii) appeal against an order under section 120;
- (iii) appeal against an order of adjustment or penalty involving international transactions as defined in 107A;
- (iv) appeal against an order, in matters mentioned in sub-section (1), made by an income tax authority in the rank of a Joint Commissioner of Taxes or above.

(3) The Board may-

- (i) assign any appeal to any appellate income tax authority;
- (ii) transfer an appeal from one appellate income tax authority to another appellate income tax authority.

(4) No appeal shall lie in respect of an income which is computed as a share of the taxed income.

(5) No appeal shall lie against any order of assessment in the following cases-

(i) Where the return of income was filed	If tax under section 74 has not been paid
(ii) Where no return of income was filed	If at least ten per cent of the tax as determined by the Deputy Commissioner of Taxes has not been paid

Provided that where the tax on the basis of return has been paid by the appellant before filing the appeal and the appellate income tax authority is convinced that the appellant was barred by sufficient reason from paying the tax before filing the return, it may allow the appeal for hearing.

**Explanation.** - In this section, appellate income tax authority means the Commissioner of Taxes (Appeals) or the Appellate Joint Commissioner of Taxes, as the case may be.”

## 28. Amendment of Section 163 of The Ordinance:

The following changes have been made to sub-section (3) of Section 163:

- (a) the word “or” at the end of clause (q) shall be deleted;
- (b) existing clause (r) shall be replaced by the following:

“(r) a list of highest taxpayers or distinguished taxpayers in accordance with rules made or guidelines issued by the board on this behalf;”

after clause (s), the following new clause (t) shall be inserted:

“(t) any information required to furnish under section 108A.”

## 29. Insertion of new Section 166A in The Ordinance:

After the existing Section 166, the following new Section 166A has been added:

**“166A. Punishment for providing false information, etc.-** A person is guilty of an offence punishable with imprisonment which may extend to three years or with fine, or with both, if he is in possession of information in relation to an assessee and after being requested to furnish the information to an income tax authority under this Ordinance -

- (a) conceals the information; or
- (b) deliberately furnishes inaccurate information.”

## 30. Insertion of new Section 169A in The Ordinance:

After the existing Section 169 of The Ordinance, the following new Section 169A shall be added:

**“169A. Further enquiry and investigation , etc. for prosecution.-** The Deputy Commissioner of Taxes, with prior approval of the Commissioner of Taxes, may make such enquiry and investigation, in addition to the enquiry already made under this Ordinance, as may be necessary for the purpose of prosecution of an offence under this Chapter or a tax related offence (কর সংক্রান্ত অপরাধ) under মানি লন্ডারিং প্রতিরোধ আইন, ২০১২ (২০১২ সালের ৫ নং আইন).”

## 31. Ammendment of Section 178 of The Ordinance:

The following ammendments have been made to the Section 178 of The Ordinance:

In sub-section (1), the words “either by registered post” shall be replaced by the words “by registered post or by sending from the official electronic mail of the sender to the specified electronic mail address of the person” shall be added;

after sub-section (3), the following new sub-section (4) shall be inserted:

“(4) In this section-

- (a) “electronic mail” shall have the same meaning as assigned to “ইলেক্ট্রনিক মেইল” by তথ্য ও যোগাযোগ প্রযুক্তি আইন, ২০০৬ (২০০৬ সনের ৩৯ নং আইন);
- (b) “official electronic mail of the sender” means the electronic mail designated by the Board to the income tax authority serving the notice;

- (c) “specified electronic mail address of the person” means the electronic mail address -  
“specified electronic mail address of the person” means the electronic mail address -
- (i) that has been mentioned in the return of income of the person submitted for respective income year;
- (ii) that has been specified by the person, in writing, to the income tax authority, as the electronic mail address of such person.”

**32. Amendment of Section 184A of The Ordinance:**

In sub-section (3) of section 184A, after item (xxxi) the following new item shall be inserted:

“(xxxii) participating in ride sharing arrangement by providing motor vehicle”

**33. Changes brought to Section 184BBB of The Ordinance:**

Section 184BBB shall be deleted.

**34. Changes brought to Section 184BBBB of The Ordinance:**

After Section 184BBBB, the following Explanation shall be added:

**“Explanation.-** For the removal of doubts, it is hereby declared that nothing in this Ordinance shall limit the authority of the Deputy Commissioner of Taxes in imposing the liability to pay any sum under this Ordinance on a person who has been given a Temporary Registration Number (TRN) for the reason that the person has failed to apply for the Taxpayer’s Identification Number (TIN).”

**35. Amendment to the Fourth Schedule of The Ordinance:**

After Paragraph 9 of the Fourth Schedule of The Ordinance the following explanation shall be added:

**“Explanation.-** For the removal of doubts, it is hereby declared that the provisions of section 30 shall apply in allowing management expenses or any other expenses under this Schedule.”

**36. Insertion of three new Paragraphs in Part A of the Sixth Schedule of The Ordinance:**

**In Part A of the Sixth Schedule, in stead of Paragraph 58 the following three Paragraphs shall be added:**

- “58. Any income derived from the operation of an elderly care home or a day care home for children.**
- 59. Any income derived from the operation of an educational and training institution run exclusively for persons with disability.**
- 60. Any distribution of taxed dividend to a company being resident in Bangladesh if the company distributing such taxed dividend has maintained seperate account for the taxed dividend.”**

# MAJOR ECONOMIC INDICATORS OF BANGLADESH

Prepared by the Economic Research Cell Metropolitan Chamber of Commerce and Industry, Dhaka





**MAJOR ECONOMIC INDICATORS OF BANGLADESH**  
**Prepared by the Economic Research Cell**  
**Metropolitan Chamber of Commerce and Industry, Dhaka**

Indicators	FY15	FY16	FY17	FY18 (P)	FY19(E)
<b>National Accounts</b>					
GDP (million US\$)	195,159	221,396	249,724	274,114	313,500
GDP Growth (%)	6.55	7.11	7.28	7.86	8.00
Per Capita GDP (US\$)	1,236	1,385	1,544	1,675	1,800
Per Capita GNI (US\$)	1,316	1,465	1,610	1,751	1,900
<b>GDP by Sector:</b>					
Agriculture					
Share in GDP (%)	16.00	15.35	14.74	14.23	14.05
Growth Rate (%)	3.33	2.79	2.97	4.19	3.10
Industry					
Share in GDP (%)	30.42	31.54	32.42	33.66	33.90
Growth Rate (%)	9.67	11.09	10.22	12.06	12.20
Manufacturing					
Share in GDP (%)	20.16	21.01	21.74	22.85	23.05
Growth Rate (%)	10.31	11.69	10.97	13.40	13.90
Construction					
Share in GDP (%)	7.16	7.26	7.36	7.50	8.10
Growth rate (%)	8.60	8.56	8.77	9.92	11.50
Electricity, Gas & Water Supply					
Share in GDP (%)	1.42	1.50	1.52	1.54	1.75
Growth Rate (%)	6.22	13.33	8.46	9.19	10.10
Service					
Share in GDP (%)	53.58	53.11	52.84	52.11	52.05
Growth Rate (%)	5.80	6.25	6.69	6.39	6.70
Wholesale and Retail Trade, Repair of Motor Vehicles					
Share in GDP (%)	14.08	13.99	14.01	13.95	14.10
Growth Rate (%)	6.35	6.50	7.37	7.45	7.55
Transport, Storage & Communication					
Share in GDP (%)	11.43	11.31	11.26	11.13	11.10
Growth rate (%)	5.96	6.08	6.76	6.58	6.55
Real-estate, Renting & Business Activities					
Share in GDP (%)	6.81	6.64	6.49	6.31	6.35
Growth rate (%)	4.40	4.47	4.80	4.98	4.95

Indicators	FY15	FY16	FY17	FY18 (P)	FY19(E)
Health and Social Works					
Share in GDP (%)	1.83	1.84	1.85	1.83	1.88
Growth rate (%)	5.18	7.54	7.63	7.02	7.65
Education					
Share in GDP (%)	2.29	2.39	2.48	2.46	2.50
Growth rate (%)	8.01	11.71	11.35	7.01	9.50
Money and Credit (billion Tk.):					
Narrow Money (M1) Percentage Change (%)	1,608.14 (13.53)	2,124.31 (32.10)	2,400.79 (13.02)	2,548.91 (6.17)	2,770.00 (8.67)
<b>Indicators</b>	<b>FY15</b>	<b>FY16</b>	<b>FY17</b>	<b>FY18 (P)</b>	<b>FY19 (E)</b>
Broad Money (M2) Percentage Change (%)	7,876.14 (12.42)	9,163.78 (16.35)	10,160.76 (10.88)	11,099.78 (9.24)	12,200.00 (9.91)
Foreign Assets (net) Percentage Change (%)	1,892.29 (18.23)	2,331.36 (23.20)	2,666.97 (14.40)	2,644.07 (-0.86)	2,740.00 (3.63)
Domestic Assets (net) Percentage Change (%)	5,983.85 (10.70)	6,832.42 (14.18)	7,493.79 (9.68)	8,455.71 (12.84)	9,400.00 (11.17)
Domestic Credit Percentage Change (%)	7,015.27 (9.97)	8,012.80 (14.22)	8,906.70 (11.16)	10,217.07 (14.71)	11,850.00 (15.98)
Govt. Sector Credit (net) Percentage Change (%)	1,102.57 (-6.19)	1,142.20 (3.59)	973.34 (-14.78)	948.78 (-2.52)	950.00 (0.13)
Other Public Sector Credit Percentage Change (%)	166.71 (30.88)	160.51 (-3.71)	172.79 (7.66)	192.07 (11.15)	200.00 (4.13)
Private Sector Credit Percentage Change (%)	5,745.99 (13.19)	6,710.09 (16.78)	7,760.57 (15.66)	9,076.22 (16.95)	10,700.00 (17.89)
Reserve Money Percentage Change (%)	1,484.83 (14.33)	1,932.01 (30.12)	2,246.59 (16.28)	2,337.40 (4.04)	2,550.00 (9.10)
Total Liquid Assets Percentage Change (%)	2,395.78 (10.80)	2,622.27 (9.45)	2,671.94 (1.89)	2,485.33* (.....)	2,580.00 (.....)
Minimum Required Liquid Assets (CRR+SLR) Percentage Change (%)	1,272.44 (12.61)	1,450.49 (13.99)	1,645.40 (13.44)	1,688.83* (.....)	1,980.00 (.....)
Financial Deepening (M2/ GDP*100)	51.96	52.88	51.43	49.59	46.41
Balance of Payments (million US\$):					
<b>Trade Balance</b>	-6,965	-6,460	-9,472	-18,258	-11,200
Exports f.o.b (including EPZ)	30,697	33,441	34,019	36,205	38,800
Imports f.o.b (including EPZ)	37,662	39,901	43,491	54,463	50,000
Services	-3,186	-2,708	-3,288	-4,574	-3,720
Primary Income	-2,869	-1,915	-1,870	-2,392	-1,960
Secondary Income	15,895	15,345	13,299	15,444	15,550

Workers' Remittances (current a/c portion)	15,170	14,717	12,769	14,982	15,650
Current Account Balance	2,875	4,262	-1,331	-9,780	-1,330
Capital Account	496	464	400	292	300
Financial Account	1,925	944	4,247	9,076	9,200
Foreign Direct Investment (net)	1,830	1,285	1,653	1,583	1,950
Errors and Omissions	-923	-634	-147	-473	-450
Overall Balance	4,373	5,036	3,169	-885	7,720
Foreign Exchange Reserves	25,025	30,138	33,493	32,916	34,000
<b>Public Finance (billion Tk.):</b>					
Total Revenue	1,633.71	1,774.00	2,185.00	2,879.90	3,200.00
Tax Revenue (NBR+Non-NBR)	1,405.22	1,611.61	1,779.62	1,489.52**	2,350.00
Current Expenditure	1,553.10	1,643.35	1,485.29	1,857.62	2,200.00
Overall Surplus	80.61	130.65	699.71	1,022.28	1,000.00
ADP Expenditure	711.44	870.67	1,070.85	1,481.76	1,900.00
<b>Savings &amp; Investment as % of GDP:</b>					
Total Investment	28.89	29.65	30.51	31.23	32.00
Public Investment	6.82	6.66	7.41	7.97	8.70
Private Investment	22.07	22.99	23.10	23.26	23.30
National Savings	29.02	30.77	29.64	27.42	28.05
Domestic Savings	22.16	24.98	25.33	22.83	23.50
<b>Rate of Inflation (average, Point-to-Point)</b>	6.40	5.92	5.44	5.78	5.55
<b>GDP Deflator (%) Change</b>	5.87	6.73	6.28	5.24	5.20
<b>Wage Index (%) Change (2010-11=100)</b>	4.94	6.52	6.50	6.46	6.42
<b>Exchange Rate (Taka/US\$)</b>	77.67	78.27	79.12	82.10	83.85

Note: P = Provisional, E = Estimated, \* = As of end May 2018, \*\* = As of end March 2018

Sources: Ministry of Finance, Bangladesh Bureau of Statistics (BBS), Bangladesh Bank (BB) and Research Cell, MCCI

## GROSS DOMESTIC PRODUCT AT CONSTANT PRICES

(Base: 2005-06 = 100)

S.L. No	Sector	2016-17	2017-18 (P)	Growth Rate (%) 2017-18	Share of GDP (%) 2017-18
A.	<b>Agriculture :</b>	1340511	<b>1396616</b>	4.19	<b>14.23</b>
	<b>1. Agriculture and Forestry</b>	<b>1011725</b>	<b>1046880</b>	<b>3.47</b>	<b>10.67</b>
	i) Crops and Horticulture	714908	736780	3.06	7.51
	ii) Animal Farming	145689	150646	3.40	1.53
	iii) Forest and related services	151128	159453	5.51	1.62
	<b>2. Fishing</b>	<b>328786</b>	<b>349736</b>	<b>6.37</b>	<b>3.56</b>
B.	<b>Industry</b>	<b>2948659</b>	<b>3304284</b>	<b>12.06</b>	<b>33.66</b>
	<b>1. Mining and Quarrying</b>	<b>162302</b>	<b>174737</b>	<b>7.00</b>	<b>1.78</b>
	i) Natural gas & crude petroleum	88727	90723	2.25	0.92
	ii) Other mining & quarrying	74575	84014	12.66	0.86
	<b>2. Manufacturing</b>	<b>1977653</b>	<b>2242701</b>	<b>13.40</b>	<b>22.85</b>
	i) Large and medium scale	1638195	1871837	14.26	19.07
	ii) Small scale	339458	370864	9.25	3.78
	<b>3. Electricity, Gas and Water Supply</b>	<b>138196</b>	<b>150892</b>	<b>9.19</b>	<b>1.54</b>
	i) Electricity	117154	129091	10.19	1.32
	ii) Gas	12494	12769	2.20	0.13
	iii) Water	8547	9031	5.66	0.09
	<b>4. Construction</b>	<b>669508</b>	<b>735954</b>	<b>9.92</b>	<b>7.50</b>
C.	<b>Services</b>	<b>4807284</b>	<b>5114389</b>	<b>6.39</b>	<b>52.11</b>
	1. Wholesale and Retail Trade	1274166	1369139	7.45	13.95
	2. Hotel and Restaurant	68198	73159	7.28	0.75
	3. Transport, Storage & Communication	1024633	1092084	6.58	11.13
	4. Financial Intermediation	314127	338,934	7.90	3.45
	5. Real Estate, Renting & Business Activities	589973	619357	4.98	6.31
	6. Public Administration & Defense	336152	364628	8.47	3.71
	7. Education	225465	241270	7.01	2.46
	8. Health and Social Works	168040	179841	7.02	1.83
	9. Community, Social & Personal Services	806529	835977	3.65	8.52
D.	<b>Tax less subsidy</b>	<b>382521</b>	<b>409087</b>		
	<b>GDP at Constant Market Price</b>	<b>9478975</b>	<b>10224375</b>	<b>7.86</b>	<b>100.00</b>

P= Provisional

Source: Bangladesh Bureau of Statistics

## PRODUCTION OF SELECTED INDUSTRIAL ITEMS (Base Year 2005-06=100)

Name of items	Unit	No. of reporting industries (selected)	2015-16	2016-17	June 17	May 2018	June 2018 (p)
Fish & sea food	Mt.	180 & *	51739	49441	5687	1416	2111
Processing & preserving of fruits and Vegetables	"000" Littrre	3	77095	120396	10209	10453	10460
Hyd.vegetable oil	Mt.	2	728260	657966	60781	112134	69979
Grain milling	Mt.	8	278952	322781	28699	22716	20582
Rice milling	Mt.	6	22216	18731	1945	2160	2162
Sugar	Mt.	16	58181	59984	0	0	0
Black & blending tea	Mt.	116	71129	81645	8594	6334	7634
Edible salt	Mt.	8	92262	89355	7812	7846	7840
Animal feeds	Mt.	3	453299	517237	44484	53481	54454
Spirits & alcohol	"000" Littrre	1	4207	4675	250	320	340
Soft drinks	'000' Doz Bottle	4	67201	74699	7792	5894	7194
Mineral water	"000" Littrre	4	205579	136104	14604	13897	9881
Cigarettes	Mill. No	1	22274	17573	662	1450	1320
Biddies	Mill. No	5	82968	96371	8255	8280	8282
Preparation & spinning of textile fibers	Mt.	20	160645	161615	13616	13989	13973
Weaving of textiles	"000" Metre	15	47444	47060	3783	3128	3664
Dyeing, bleaching & finishing	"000" Metre	19	57362	70678	7543	7612	7585
Jute textile	Mt.	95	388277	449920	38294	30500	32200
Wearing apparel	Million Tk.	*	1132032	1138549	102572	118676	103600
Knitwear	Million Tk.	*	1027873	1088251	100924	116719	104497
Tanning & finishing leather:	"000" Sq.M.	175 & *	22305	18065	780	1092	1177
Leather footwear	"000" Pair	4	12355	20520	1725	1795	1800
Particle board/ plywood	"000" Sq.M.	2	9818	10584	900	935	939
Pulp, paper & newsprint	Mt.	3	165210	167659	13992	14032	14035
Articles made of paper	Mt.	2	38576	39116	3274	3324	3328
Printing of books and periodicals	"000" No.	10	166392	167592	13985	14060	14070
Petroleum refining	Mt.	1	1191612	2536116	181141	112390	115200
Compressed liquidified gas	Cylinder(12.5kg0	2	1324386	1247433	96796	147416	122616
Fertilizer	Mt.	7	1010446	1220890	62271	9282	10500

Name of items	Unit	No. of reporting industries (selected)	2015-16	2016-17	June 17	May 2018	June 2018 (p)
Perfumes and cosmetics	"000" Tk.	3	2021040	2767033	216543	542092	580038
Soaps & detergents	Mt.	3	144426	148975	9872	8719	8360
Matches	"000" Gross	2	19506	22827	2008	2461	2488
Pharmaceuticals/ Allopathic drugs and medicine	"000" Tk.	20	86795811	116455728	12631346	12730438	12225756
Unani and Ayur bedic medicine	"000" Tk.	3	521003	605335	56838	60941	57794
Rubber footwear/ other rubber products	Dozen Pair	8	402997	266594	16860	16970	16975
P.V.C products/plastic products	Mt.	3	40501	44571	3878	4486	4441
Glass sheet	"000"Sq.ft	3	13002	13855	1045	1742	1638
Tiles	"000"Sq.ft.	5	187933	221181	19407	21545	21835
Ceramic	"000" Dozen	2	13158	16643	1478	2007	2034
Cement	Mt.	8	8754649	12775967	1177350	1293725	1295700
Bricks	"000" No.	4	147379	162011	14542	14288	14331
Re-rolling mills	Mt.	31	407535	363534	31657	33410	33380
Structural metal products	"000" Mt.	5	10775	12918	1126	1118	1119
Other fabricated metal products	Dozen	8	410924	571252	60201	68060	67392
Television	No.	3	556285	587305	39440	48632	45667
Electric motors, generators, transformers / electrical apparatus	No.	2	395531	487517	36259	44517	45426
Wires & cables(ELEC.)	Mt.	3	32684	43900	3563	3942	3980
Electrical appliances / Domestic appliances	No.	9	309325	429544	40994	42438	42385
Agriculture & forestry machinery	No.	2	87798	92069	7940	8228	8298
Machinery for textile , apparel and leather production	"000" No.	9	7326	10242	996	1284	1356
Machinery equipment NEC	Mt.	10	298258	560009	57536	69239	70396
Assemble of motor vehicles	No.	2	1363	2300	182	127	219
Ship and boat building	Mt.	3	338850	306910	25238	28130	28529
Motor cycle	No.	3	83662	89712	7785	7988	8015

Name of items	Unit	No. of reporting industries (selected)	2015-16	2016-17	June 17	May 2018	June 2018 (p)
Metal furniture	No.	2	3980	3840	300	340	340
Wooden furniture	No.	5	88550	90077	8723	14684	13309
Plastic furniture	No.	2	926261	1260210	107640	111219	111730
Natural Gas	MCuM	8	27497	27445	2172	2331	2350
Electricity	MKWH	1	49866	55346	5185	5479	5812

**P=Provisional, M.Cu.M=Millon Cubic Metre, M.T. =Metric Ton,  
 MKWH=Million Kilowatt Hour, M.Tk=Million Taka  
 Source: Bangladesh Bureau of Statistics**

## VALUE OF LETTERS OF CREDIT OPENED FOR IMPORT

(In Million US\$)

Sectors / Commodities	Fresh LCs opening		Settlement of LCs		Outstanding LCs	
	July-June 2017-18	July-June 2016-17	July-June 2017-18	July-June 2016-17	July-June 2017-18	July-June 2016-17
<b>A. Consumer goods</b>	8166.37	6076.17	7577.00	5023.15	2346.79	2278.24
Rice and wheat	3609.18	1478.56	3004.04	1147.71	810.80	521.13
Sugar and salt	851.55	998.66	970.27	764.42	375.12	598.09
Milk food	332.90	288.22	285.05	239.68	132.78	102.54
Edible oil (refined)	871.37	832.10	887.71	739.03	323.82	379.17
All kinds of fruits	362.21	308.43	333.15	260.70	54.46	43.83
Pulses	376.49	631.70	414.27	522.75	123.92	188.91
Onion	340.62	182.57	325.17	178.72	26.50	28.33
Spices	179.64	179.44	168.20	165.82	37.65	28.08
Second-hand clothings	4.09	0.99	2.15	2.47	2.68	1.26
Drugs and medicines (finished)	84.34	79.67	75.20	66.37	26.94	25.61
Others	1153.98	1095.83	1111.79	935.49	2346.79	361.30
<b>B. Intermediate goods</b>	<b>4745.56</b>	<b>3974.06</b>	<b>4112.28</b>	<b>3721.43</b>	<b>1993.85</b>	<b>1688.23</b>
Coal	357.25	255.42	332.55	252.53	43.46	41.72
Cement	22.89	17.68	21.06	14.48	13.21	13.28
Clinker & limestone	840.00	654.90	660.83	575.30	400.05	250.24
B.P. Sheet	442.23	319.30	365.25	305.95	137.82	153.75
Tin plate	10.06	14.32	15.41	9.05	4.63	8.83
Scrap Vessels	938.01	675.25	787.50	723.14	409.48	316.71
Iron and steel scrap	880.62	729.31	756.66	653.46	425.70	368.49
Non-ferrous metal	187.58	241.94	187.14	224.57	101.02	104.91
Paper and paper board	464.34	374.22	366.02	332.93	213.68	137.97
Other	602.59	691.73	619.86	630.02	1993.85	292.33
<b>C. Industrial raw materials</b>	<b>19824.72</b>	<b>17725.87</b>	<b>18224.08</b>	<b>16220.02</b>	<b>7491.27</b>	<b>6537.68</b>
Edible oil & oil seeds	1240.16	1089.21	1108.09	979.47	539.94	482.19
Textile fabrics (B/B & others)	7504.28	6917.68	6897.30	6362.82	2628.52	2255.34
Pharmaceutical raw materials	694.56	621.04	627.95	566.30	213.62	155.58
Raw cotton	2890.68	2793.02	2751.54	2546.51	1132.03	1117.89
Cotton yarn	1632.31	1355.64	1480.22	1184.40	675.36	541.41
Copra	3.21	5.94	6.69	4.63	8.84	4.25

Sectors / Commodities	Fresh LCs opening		Settlement of LCs		Outstanding LCs	
	July-June 2017-18	July-June 2016-17	July-June 2017-18	July-June 2016-17	July-June 2017-18	July-June 2016-17
Synthetic fibre & yarn	904.80	737.81	828.75	666.39	355.75	307.61
Chemicals & chem. products	4954.71	4205.52	4523.54	3909.50	7491.27	1673.42
D.Capital machinery	6473.48	5308.15	<b>5157.77</b>	<b>4854.62</b>	<b>7018.33</b>	<b>6055.44</b>
Textile machinery	862.75	816.57	812.58	753.13	743.73	691.98
Leather/tannery	19.42	23.26	9.89	21.57	13.33	11.50
Jute industry	12.61	13.67	18.87	15.99	4.19	14.11
Garment Industry	803.41	929.36	795.17	704.15	715.96	786.10
Pharmaceutical industry	163.31	147.68	119.80	117.56	117.08	77.59
Packing industry	17.82	13.65	17.35	17.16	9.38	12.11
Other industry	4594.15	3363.96	3384.11	3225.05	5414.64	4462.04
<b>E. Machinery for misc. industry</b>	<b>5846.73</b>	<b>4949.95</b>	<b>4977.73</b>	<b>4616.96</b>	<b>2696.62</b>	<b>1937.12</b>
Other machineries	874.09	853.89	839.88	814.15	381.22	298.04
Marine diesel engine	26.61	13.40	24.37	17.90	43.86	45.01
Computer & its accessories	404.98	402.95	391.84	362.20	130.51	134.02
Motor vehicle & motorcyclwe parts	225.80	126.60	183.75	106.09	81.74	37.81
Bicycle parts	82.07	79.28	82.13	66.40	29.18	27.53
Other Iron and steel products	490.70	511.07	491.70	480.77	168.42	197.56
Motor vehicles	1331.58	1109.68	1087.67	966.05	524.52	320.92
Other electronics components	328.86	169.89	236.61	138.14	167.93	86.55
Tractors & power tiller	83.83	84.12	78.20	74.61	30.48	22.59
Others	1998.21	1599.07	1561.59	1590.64	1138.75	767.09
<b>F. Petroleum &amp; petroleum products</b>	<b>3933.81</b>	<b>2573.04</b>	<b>3346.88</b>	<b>2522.22</b>	<b>978.79</b>	<b>544.20</b>
Crude	703.35	471.41	395.19	372.11	343.69	203.84
Refined	3230.46	2101.63	2951.69	2150.11	635.10	340.36
<b>G. Others</b>	<b>20430.48</b>	<b>7518.67</b>	<b>8134.83</b>	<b>7314.35</b>	<b>15930.10</b>	<b>3515.30</b>
<b>Total</b>	<b>69421.15</b>	<b>48125.92</b>	<b>51530.56</b>	<b>44272.76</b>	<b>38455.76</b>	<b>22556.21</b>

Source: Bangladesh Bank

## MAJOR TRADING PARTNERS

(in million US\$)

Country	FY17		FY18 (P)	
	Exports	Imports (fob)	Exports	Imports (fob)
Australia	658.15	692.80	712.92	843.70
Belgium	918.85	194.70	877.90	191.20
Brazil	115.64	1,181.30	176.90	1,520.60
Canada	1,079.19	612.60	1,118.72	498.20
China	949.41	10,193.80	694.97	11,701.90
Denmark	698.80	76.60	693.29	99.60
France	1,892.55	167.10	2,004.97	198.40
Germany	5,475.73	842.50	5,890.72	987.70
Hong Kong	259.97	912.70	312.89	699.80
India	672.40	6,146.20	873.27	8,619.40
Indonesia	46.39	1,150.00	55.08	1,773.30
Ireland	162.38	22.80	175.81	28.20
Italy	1,462.95	483.50	1,559.92	726.80
Japan	1,012.98	1,735.20	1,131.90	1,851.90
Korea Republic of	238.23	1,277.50	254.84	1,240.70
Malaysia	211.52	1,056.40	232.42	1,363.10
Netherlands	1,045.69	169.80	1,205.37	231.50
Pakistan	62.38	467.70	73.88	542.30
Russian Federation	464.62	437.10	485.23	628.60
Saudi Arabia	185.21	682.70	205.32	807.00
Singapore	335.12	2,447.00	125.75	2,789.20
Spain	2,024.59	121.40	2,457.98	194.90
Sweden	531.59	48.60	579.33	67.70
Switzerland	119.97	401.50	90.73	343.90
Thailand	48.57	781.60	38.14	1,193.30
Turkey	631.63	212.30	528.27	269.80
UAE	380.11	774.70	329.55	796.90
UK	3,569.26	329.90	3,989.12	428.80
USA	5,846.64	1,130.60	5,983.31	1,703.70
Others	3,555.38	5,815.30	3,809.67	7,055.40
<b>Total</b>	<b>34,655.90</b>	<b>40,565.90*</b>	<b>36,668.17</b>	<b>49,397.50*</b>

Note: P = Provisional, \* = excluding imports of Export Processing Zones (EPZs)  
 Sources: Export Promotion Bureau (EPB) and Bangladesh Bank (BB)

# ANNUAL FOOD GRAINS AVAILABILITY AND REQUIREMENT (‘000’ M. Tons)

Year	Production (Gross)			Net Production (after 10% seed wastage)	Mid-year Population (Million)	Requirement 17.25 oz/day	Food Gap (7-5)	Internal Procurement	Total Off-take	Total Availability (5+10-9)	Per capita availability oz/day
	Rice	Wheat	Total								
1	2	3	4	5	6	7	8	9	10	11	12=(11/6)
1986-87	15496	1092	16588	14929	99.4	17744	2815	188	2121	16862	16.96
1987-88	15346	1050	16396	14756	101.7	18155	3399	375	2503	16884	16.60
1988-89	15544	1022	16566	14909	104.1	18583	3674	416	2941	17434	16.75
1989-90	17857	890	18747	16872	107.5	19190	2318	959	2164	18077	16.82
1990-91	17852	1004	18856	16970	109.6	19565	2595	783	2372	18559	16.93
1991-92	18252	1065	19317	17385	113.3	20225	2840	1016	2500	18869	16.65
1992-93	18255	1176	19431	17488	115.5	20618	3130	233	2300	19555	16.93
1993-94	18442	1130	19180	17255	116.9	20868	3613	166	1383	18472	15.80
1994-95	16831	1250	18081	16273	118.8	21207	4934	276	4556	17548	14.77
1995-96	17680	1320	19000	17100	120.8	21564	4464	422	1795	18473	15.29
1996-97	18883	1454	20337	18303	122.6	21885	3582	606	1392	19073	15.56
1997-98	18861	1803	20664	18598	124.5	22224	3626	616	1621	19302	15.50
1998-99	19905	1908	21813	19632	126.3	22545	2913	752	2135	21015	16.41
1999-00	23067	1840	24907	22416	128.1	22866	450	967	1900	23349	18.23
2000-01	25086	1673	26759	24083	129.9	23187	- 896	1088	1774	24769	19.07
2001-02	24300	1606	25906	23315	131.6	23490	175	1053	1460	23722	18.03
2002-03	25188	1507	26695	24025	133.0	23740	- 285	952	1435	24508	18.43
2003-04	26190	1253	27443	24699	135.0	24097	- 602	843	975	26517	19.64
2004-05	25157	976	26133	23520	137.0	24454	934	899	1355	23976	17.50
2005-06	26530	735	27265	24539	139.0	24811	272	945	1245	24839	17.87
2006-07	27312	737	28049	25244	143.91	25687	443	1140	1480	25584	17.78
2007-08	28930	844	29774	26797	145.93	26048	-749	1217	1329	26909	18.44
2008-09	31316	850	32166	28949	147.86	26392	-2557	1483	2129	29595	20.02

Year	Production (Gross)			Net Production (after 10% seed wastage)	Mid-year Population (Million)	Requirement 17.25 oz/day	Food Gap (7-5)	Internal Procurement	Total Off-take	Total Availability (5+10-9)	Per capita availability oz/day
	Rice	Wheat	Total								
1	2	3	4	5	6	7	8	9	10	11	12=(11/6)
2011-12	33890	990	34880	31392	152.52	27224	-4168	1426	2095	32061	21.02
2012-13	33833	1255	35088	31579	153.60	27417	-4162	1406	2087	32260	21.00
2013-14	34600	1281	35881	32292	155.80	27810	-4482	1434	2220	33078	21.23
2014-15	34454	1350	35804	32224	157.90	28185	-4039	1676	1838	32386	20.51
2015-16	34710	1350	36060	32454	159.90	28542	-3912	1732	2064	33286	20.82
2016-17	34380	1310	35690	32121	161.65	28854	-3267	1614	2242	32749	20.26
2017-18(P)	36280	1100	37380	33642	160.80	28702	-4940	1555	2117	34224	21.28

Note: From 1986-87 requirements is calculated at 17.25 Oz/day; Source: BBS, BB, Ministry of Food and Planning Commission, DAE P=Provisional

Calculation Procedure: Requirement for 2009-10= ((263.92/147.86)\*149.69)=267.19

# FOREIGN TRADE

(In million Taka)

## EXPORTS

Period	1	2	3	4	5	6	7	8	9
	Readymade Garments (including Knitwear & hosiery)	Frozen Fish and Shrimp	Jute Goods (including Carpet)	Leather	Raw Jute	Tea	Naptha Furnace Oil And Bitumen	Others (including EPZ)	Total Export (1) through (8)
1998-99	129760	14830	11680	7670	2700	1500	150	39630	208510
1999-00	157240	18130	11310	7600	3700	860	570	49820	249230
2000-01	202650	20360	12740	13640	4020	1190	560	68970	324190
2001-02	192700	16890	13980	13090	3790	910	650	67330	309340
2002-03	208520	18590	12720	12290	4010	770	1360	74160	332420
2003-04	261890	22840	12710	14410	4540	950	1520	86950	405810
2004-05	333330	25760	16770	16080	5640	940	1940	107070	508350
2005-06	405290	29510	21590	19810	8600	800	3160	137320	626080
2006-07	518910	37020	26020	22900	9770	420	3250	168380	789180
2007-08	570900	38930	25550	24250	10750	1070	7590	193960	870220
2008-09	672570	31310	23480	19630	9230	820	6610	211330	974980
2009-10	672480	32080	36560	24310	13280	370	9930	232470	1021480
2010-11	967110	41490	47500	33650	18880	190	8510	326980	1444310
2011-12	1227010	47580	52000	41150	18660	280	9750	406700	1803130
2012-13	1282850	33990	59890	47780	16990	170	4310	448390	1894370
2013-14	1466260	40980	53150	37590	9480	170	1340	524770	2133740
2014-15	1560450	39880	53510	30810	8560	330	2910	568410	2264860
2015-16	1631200	30030	57000	21330	12570	150	1010	614730	2368020
2016-17	1667620	36810	61170	14630	13810	300	1300	600920	2396560
2017-18(P)	1849620	40750	62670	12750	11570	210	720	689410	2667700

(In million Taka)

IMPORTS												
PERIOD	Capital Machinery	Textile & articles thereof	Petroleum products	Iron & Steel	Food Grains	Yarn	Chemicals	Others (including EPZ)	Total Imports (10) through (17)	Balance of Trade (9-18) Ex - Imp		
	10	11	12	13	14	15	16	17	18	19		
1998-99	14110	53300	12980	16580	34220	13600	12020	245330	384800	-176290		
1999-00	15790	58010	20430	19770	19170	15090	13980	259070	421310	-172080		
2000-01	25990	69680	30550	25020	18800	17390	18280	298000	503710	-179520		
2001-02	31840	61020	27640	23720	10700	16220	19230	300120	490490	-181150		
2002-03	31720	64060	35880	26340	23650	15610	20420	341500	559180	-226760		
2003-04	42980	76270	45360	28260	25320	19000	23940	381440	642570	-236760		
2004-05	68760	96460	77350	41930	35420	24140	31410	433480	808950	-300600		
2005-06	103650	115980	94370	65900	27990	33670	38970	510770	991300	-365220		
2006-07	133320	130640	118070	68050	40080	40230	46160	312100	1184780	-395600		
2007-08	114400	129840	141160	80910	96740	47390	61030	812230	1483700	-620870		
2008-09	97630	144430	137280	103360	60730	54480	66060	884260	1548230	-573250		
2009-10	110320	137420	139840	100520	57890	49710	67220	979490	1642410	-620930		
2010-11	165890	191020	230600	142900	136640	99270	89380	1344580	2400280	-955970		
2011-12	157650	241680	304840	176370	69510	108330	95750	1655500	2809630	-1006500		
2012-13	146720	261330	291220	186420	58140	108490	104050	1566910	2723280	-828910		
2013-14	181220	278530	316280	206540	113860	117050	116440	1835800	3165720	-1031980		
2014-15	202940	285690	261750	229090	122240	123770	121920	1804450	3151850	-886990		
2015-16	239200	322590	178270	219250	80910	128850	132150	1837570	3138790	-770770		
2016-17	286260	327470	219800	258550	87610	131810	147930	1079610	3445770	-1049210		
2017-18(P)	377120	375090	341230	314590	243840	156640	175480	1321510	4350410	-1682710		

Source: Bangladesh Bank, P=Provisional

## EXPORT PERFORMANCE

(in million US\$)

Products	Target for FY18	Exports in FY18 (P)	% Change of Exports in FY18 over Target	Exports in FY17	% Change of Exports in FY18 over FY17
<b>A. Primary Commodities (1+2)</b>	<b>1,111.00</b>	<b>1,182.13</b>	<b>6.40</b>	<b>1,079.62</b>	<b>9.50</b>
1. Frozen Food & Live Fish	535.00	508.43	-4.97	526.45	-3.42
a. Live Fish	8.00	8.73		8.05	8.45
b. Frozen Fish	45.00	58.30	29.56	44.04	32.38
c. Shrimps	450.00	408.71	-9.18	446.04	-8.37
d. Crabs	19.00	17.38	-8.53	18.28	-4.92
e. Others	13.00	15.31	17.77	10.04	52.49
2. Agricultural Products	576.00	673.70	16.96	553.17	21.79
a. Tea	5.00	2.77	-44.60	4.47	-38.03
b. Vegetables	80.00	77.98	-2.53	81.03	-3.76
c. Tobacco	45.92	56.39	22.80	46.62	20.96
d. Fruits	2.00	2.24	12.00	2.69	-16.73
e. Spices	40.00	42.92	7.30	34.95	22.80
f. Dry Food	125.00	201.37	61.10	109.61	83.71
g. Others	278.08	290.03	4.30	273.80	5.93
<b>B. Manufactured Commodities (1+...+19)</b>	<b>36,389.00</b>	<b>35,486.04</b>	<b>-2.48</b>	<b>33,576.28</b>	<b>5.69</b>
1. Petroleum bi Products	250.00	33.70	-86.52	243.77	-86.18
2. Chemical Products	157.00	150.72	-4.00	139.99	7.66
a. Pharmaceuticals	100.00	103.46	3.46	89.17	16.03
a.	57.00	47.26	-17.09	50.82	-7.01
3. Plastic Products	148.00	98.48	-33.46	116.95	-15.79
4. Rubber	35.00	25.84	-26.17	28.46	-9.21
5. Leather & Leather Products	1,380.00	1,085.51	-21.34	1,234.00	-12.03

(in million US\$)

Products	Target for FY18	Exports in FY18 (P)	% Change of Exports in FY18 over Target	Exports in FY17	% Change of Exports in FY18 over FY17
a. Leather	240.00	183.10	-23.71	232.61	-21.28
b. Leather Products	540.00	336.81	-37.63	464.43	-27.48
c. Leather Footwear	600.00	565.60	-5.73	536.96	5.33
6. Handicrafts	16.00	16.69	4.31	14.48	15.26
7. Paper & Paper Products	60.00	75.76	26.27	56.87	33.22
8. Cotton & Cotton Products	123.00	124.85	1.50	109.49	14.03
9. Jute & Jute Goods	1,055.00	1,025.55	-2.79	962.42	6.56
a. Raw Jute	175.00	155.68	-11.04	167.84	-7.24
b. Jute Yarn & Twine	680.00	647.72	-4.75	607.88	6.55
c. Jute Sacks & Bags	140.00	122.82	-12.27	127.53	-3.69
a. Others	60.00	99.33	65.55	59.17	67.87
10. Man Made Filaments & Staple Fibres	103.00	101.08	-1.86	100.02	1.06
11. Specialized Textiles	110.00	110.04	0.04	106.14	3.67
12. Readymade Garments (RMG)	30,160.00	30,614.76	1.51	28,149.84	8.76
a. Knitwear	15,100.00	15,188.51	0.59	13,757.25	10.40
b. Woven Garments	15,060.00	15,426.25	2.43	14,392.59	7.18
13. Home Textile	880.00	878.68	-0.15	799.14	9.95
14. Other Footwear	270.00	244.09	-9.60	240.88	1.33
15. Headgear/Cap	224.10	184.80	-17.54	187.10	-1.23
16. Engineering Products	876.00	355.96	-59.37	688.84	-48.32
a. Iron Steel	70.00	48.55	-30.64	58.83	-17.47
b. Engineering Equipment	380.00	41.38	-89.11	271.09	-84.74
c. Electric Products	78.00	61.96	-20.56	68.94	-10.12
d. Bicycle	85.00	85.73	0.86	82.46	3.97

(in million US\$)

Products	Target for FY18	Exports in FY18 (P)	% Change of Exports in FY18 over Target	Exports in FY17	% Change of Exports in FY18 over FY17
e. Others	263.00	118.34	-55.00	207.52	-42.97
17. Ships, Boats & Floating Structures	130.00	30.05	-76.88	65.61	-54.20
18. Other Manufacturing Products	299.00	211.62	-29.22	229.81	-7.92
19. Others	112.90	117.86	4.39	102.47	15.02
<b>Total (A+B)</b>	<b>37,500.00</b>	<b>36,668.17</b>	<b>-2.22</b>	<b>34,655.90</b>	<b>5.81</b>

Note: P = Provisional

Source: Export Promotion Bureau (EPB)

## EXCHANGE RATE (Taka Per Currencies)

Period	UK Period Average	EURO Period Average	US \$ Period Average	Swiss Frank Period Average	Singapore \$ Period Average	Thai Baht Period Average	Japanese ¥ Period Average
1996-97	69.02	51.59	42.70	31.75	30.13	1.68	0.37
1997-98	74.88	50.03	45.46	30.86	28.43	1.17	0.36
1998-99	78.92	53.85	48.06	33.38	28.35	1.27	0.39
1999-00	80.04	50.29	50.31	31.63	29.59	1.32	0.47
2000-01	78.32	48.21	53.96	31.49	30.65	1.26	0.47
2001-02	82.86	51.43	57.43	34.77	31.73	1.31	0.46
2002-03	91.75	60.63	57.90	41.01	33.01	1.36	0.48
2003-04	108.07	70.46	58.94	45.44	34.35	1.21	0.53
2004-05	114.11	78.16	61.39	50.70	36.96	1.53	0.57
2005-06	119.41	87.49	67.08	52.54	40.84	1.68	0.57
2006-07	133.44	90.17	69.03	56.06	44.59	1.97	0.58
2007-08	137.48	100.96	68.60	62.00	47.84	2.18	0.62
2008-09	111.17	94.52	68.80	61.44	46.96	1.99	0.70
2009-10	109.42	96.24	69.18	65.19	49.19	2.09	0.76
2010-11	113.26	97.14	71.17	74.92	55.09	2.33	0.86
2011-12	125.28	105.78	79.10	88.18	62.78	2.56	1.01
2012-13	125.45	103.37	79.93	84.91	64.54	2.63	0.92
2013-14	126.40	105.46	77.72	85.99	61.70	2.46	0.77
2014-15	122.41	93.39	77.67	82.44	59.31	2.38	0.68
2015-16	116.14	86.88	78.26	79.91	56.33	2.20	0.67
2016-17	100.38	86.26	79.12	79.83	56.84	2.27	0.73
2017-18	110.61	97.99	82.10	84.63	61.19	2.53	0.74

Source: Bangladesh Bank

## BANK – WISE INTEREST RATE STRUCTURE IN BANGLADESH November 2018 (Except Islamic Bank

(Percent per annum)

Interest Rates on	Nationalised Commercial Banks						Private Banks					
	Local Private Banks			Foreign Private Banks			Local Private Banks			Foreign Private Banks		
	Sonali	Agrani	Janata	Rupali	ABBL	IFIC	NCCBL	Prime	Standard Chartered	CITI Bank N.A.	HSBC	
Savings Deposit:	3.50	3.50	3.50	3.00-3.50	3.50	3.00-7.00	3.50	2.50-4.50	0.75-5.00	0.40	0.75-8.00	
Fixed Deposit:												
Three months & above but less than six months	5.00-5.25	5.75	5.25	5.25	6.00	6.00	6.00	3.50-6.00	2.00-6.00	2.30-2.80	1.50-8.00	
Six months & above but less than one year	5.25-5.50	5.85	5.50	5.50	8.50	7.00	7.00	5.50-6.00	2.25-6.00	2.30-2.80	2.50-8.50	
One year & above but less than two years	5.50-5.75	6.00	6.00	6.00	9.00	7.50	7.00-7.50	5.50-6.00	3.00-7.00	2.30	2.50-8.50	
Two years & above but less than three years	5.50-5.75	-	-	6.00	9.00	7.50	-	-	3.50-6.00	-	2.50-8.50	
Three years & above	-	-	-	6.00	-	7.50	-	-	4.00-5.75	-	2.50-8.50	

<b>Landing Rates:</b>													
Agriculture:													
Sub-Category – 1	4.00-9.00	4.00-9.00	4.00-9.00	4.00-9.00	9.00	4.00-9.00	9.00	9.00	9.00	6.00-9.00	6.00-9.00	5.50-8.50	9.00
Sub-Category – 2	-	-	-	-	-	9.00	-	-	-	-	-	-	-
<b>Term loan to Large &amp; medium scale lending</b>													
Sub-Category – 1	9.00	9.00	9.00	9.00	9.00-12.00	9.00-12.00	9.00-12.00	9.00-12.00	9.00-12.00	9.00-12.00	6.75-9.75	6.00-9.00	8.50-11.50
Sub-Category – 2	-	-	-	-	9.00-15.00	9.00-12.00	-	-	-	-	6.75-9.75	-	-
<b>Term loan to Small Industry</b>													
Sub-Category – 1	9.00	9.00	9.00	9.00	9.00-12.00	9.00-12.00	9.00-12.00	9.00-12.00	9.00-12.00	13.50-16.50	14.00-17.00	-	10.50-13.50
Sub-Category – 2	-	-	-	-	9.00-15.50	-	-	-	-	-	14.00-17.00	-	-
<b>Working Capital to Large &amp; medium scale Industry</b>													
Sub-Category – 1	9.00	9.00	9.00	9.00	9.00-12.00	9.00-12.00	9.00-12.00	9.00-12.00	9.00-12.00	9.00-12.00	9.00-12.00	5.75-8.75	8.50-11.50
Sub-Category – 2	-	-	-	-	9.00-15.50	9.00-12.00	-	-	-	-	9.00-12.00	5.75-8.75	-
<b>Working capital to Small Industry</b>													
Sub-Category – 1	9.00	9.00	9.00	9.00	9.00-12.00	9.00-12.00	9.00-12.00	9.00-12.00	9.00-12.00	13.50-16.50	9.00-12.00	-	11.00-14.00
Sub-Category – 2	-	-	-	-	9.00-15.50	-	-	-	-	-	9.00-12.00	-	-

Exports	7.00	7.00	7.00	7.00	7.00	7.00	7.00	7.00	7.00	7.00	7.00	7.00	-	-
<b>Trade Financing</b>														
Sub-Category – 1	9.00	9.00	9.00	9.00	93.00	9.00-15.00	9.00-12.00	9.00-13.00	9.00-12.00	9.00-12.00	9.00-12.00	6.75-9.75	6.00-9.00	-
Sub-Category – 2	-	-	-	-	-	9.00-15.50	9.00-12.00	-	-	-	6.75-9.75	6.900	-	-
<b>Housing Loan</b>														
Sub-Category – 1	9.00	9.00	9.00	9.00	9.00-10.00	12.00-15.00	9.50-12.50	10.50-13.50	12.00-15.00	9.00-12.00	9.00-12.00	9.00-12.00	-	9.00-12.00
Sub-Category – 2	-	9.00	-	-	-	-	9.00-12.00	-	-	-	-	-	-	-
<b>Consumer Credit</b>														
Sub-Category – 1	13.00	12.50	-	13.00	16.00-19.00	11.50-14.50	11.00-14.00	10.50-13.50	9.50-12.50	13.01-16.01	-	-	-	-
Sub-Category – 2	-	-	-	-	11.50-14.50	9.00-12.00	-	-	9.50-12.50	-	-	-	-	-
<b>Others</b>														
Sub-Category – 1	-	9.00-12.50	5.00-9.00	7.00-14.00	9.00-15.50	9.00-12.00	9.50-17.00	-	4.00-7.00	7.00-16.00	-	-	-	-
Sub-Category – 2	9.00	-	-	-	14.00-17.00	-	-	6.00-25.00	17.00-20.00	-	-	-	-	-

Source: Economic Trends, Bangladesh Bank

## CONSUMER PRICE INDEX: NATIONAL

(Base: 2005-06 = 100)

Period	General Index	1. Food & Beverage	2. Non-Food	I. Clothing & Footwear	II. Fuel & Lighting	III. Household Equipment	IV. Medical Care & Health Expense	V. Transport & Communication	VI. Recreation, Entertainment	VII. Misc. Goods & Services
2012-13	181.73	193.24	166.97	179.66	155.61	195.33	159.66	159.34	157.23	182.54
2013-14	195.08	209.79	176.23	194.77	163.47	206.14	164.06	167.20	164.38	193.75
2014-15	207.58	223.80	186.79	208.50	171.80	214.45	180.77	181.78	168.02	204.21
2015-16	219.86	234.77	200.66	233.38	182.74	227.39	199.94	201.34	171.01	211.61
2016-17	231.82	248.90	209.92	243.56	194.01	235.85	206.70	210.78	177.56	217.51
2017-18	245.22	266.64	217.76	255.24	200.25	249.68	209.28	218.80	183.65	223.81
Jul.,17	<b>236.61</b>	<b>254.20</b>	<b>214.05</b>	246.77	199.50	241.75	207.58	215.24	182.62	217.15
Aug,17	<b>239.92</b>	<b>259.60</b>	<b>214.68</b>	247.67	199.10	244.00	207.67	216.38	182.81	219.51
Sep,17	<b>244.36</b>	<b>267.38</b>	<b>214.84</b>	247.78	199.16	244.12	207.84	216.44	182.87	220.48
Oct,17	<b>245.86</b>	<b>269.73</b>	<b>215.26</b>	248.03	199.21	247.01	207.92	216.59	182.97	220.61
Nov,17	<b>244.85</b>	<b>267.10</b>	<b>216.33</b>	249.62	199.41	249.66	208.32	217.68	183.07	223.89
Dec,17	<b>245.03</b>	<b>267.06</b>	<b>216.79</b>	249.92	199.98	250.06	208.83	217.89	183.69	224.44
Jan,18	<b>248.13</b>	<b>271.05</b>	<b>218.73</b>	259.67	200.65	250.87	209.09	218.22	184.00	224.61
Feb,18	<b>247.81</b>	<b>270.25</b>	<b>219.04</b>	259.98	200.69	251.08	209.58	219.29	184.21	224.83
Mar,18	<b>248.65</b>	<b>271.27</b>	<b>219.64</b>	260.22	200.75	253.21	210.47	219.94	184.27	226.55
Apr,18	<b>248.85</b>	<b>271.42</b>	<b>219.90</b>	260.33	200.86	254.08	210.78	220.47	184.31	226.72
May,18	<b>245.80</b>	<b>265.27</b>	<b>220.83</b>	261.92	201.61	254.88	211.45	221.55	184.40	228.29
Jun,18	<b>246.82</b>	<b>265.33</b>	<b>223.09</b>	270.93	202.06	255.39	211.80	225.87	184.57	228.60

Source: Bangladesh Bureau of Statistics

## CONSUMER PRICE INDEX : RURAL

(Base 2005-06 = 100)

Period	General Index	Index by expenditure group									
		1. Food & Beverage	2. Non-Food	I. Clothing & Footwear	II. Fuel & Lighting	III. Household Equipment	IV. Medical Care & Health Expense	V. Transport & Communication	VI. Recreation, Entertainment	VII. Misc. Goods & Services	
2012-13	183.90	192.14	170.79	184.54	157.40	186.40	164.63	160.98	174.07	187.05	
2013-14	196.90	207.72	179.69	200.61	164.05	197.62	168.87	166.01	179.72	199.74	
2014-15	209.10	221.02	190.13	214.07	171.34	209.29	187.18	174.09	183.84	212.34	
2015-16	220.10	230.31	203.86	242.26	179.19	222.11	211.04	188.69	187.84	221.12	
2016-17	231.02	243.08	211.83	233.51	187.45	229.57	219.35	193.71	194.81	226.47	
2017-18	244.17	259.86	219.21	263.96	192.89	246.23	221.15	197.24	201.31	233.72	
Jul., 17	235.53	248.32	215.20	256.87	191.78	236.72	219.99	194.75	200.19	224.84	
Aug, 17	238.97	253.36	216.08	257.42	191.97	239.91	220.04	195.95	200.28	227.02	
Sep, 17	243.70	260.54	216.28	257.48	191.99	240.04	220.23	196.01	200.31	228.71	
Oct, 17	245.48	263.46	216.88	257.76	192.07	243.96	220.25	196.18	200.46	228.84	
Nov, 17	244.12	260.63	218.15	259.36	192.25	246.75	220.56	197.05	200.56	234.28	
Dec, 17	244.20	260.34	218.50	259.57	192.65	247.19	220.67	197.18	201.58	234.49	
Jan, 18	247.49	264.64	220.20	267.63	193.11	247.75	220.90	197.24	201.60	234.65	
Feb, 18	246.93	263.56	220.47	267.99	193.16	247.92	221.65	197.74	201.94	234.79	
Mar, 18	247.76	264.50	221.14	268.19	193.24	250.35	221.83	198.01	202.01	237.82	
Apr, 18	247.86	264.56	221.29	268.30	193.39	231.46	219.74	194.00	200.00	228.93	
	250.50	222.27	198.06	202.08	238.07	230.97	219.75	194.06	200.02	224.58	
May, 18	243.62	257.06	222.22	269.82	194.23	251.32	222.49	198.57	202.20	240.36	
Jun, 18	244.38	257.11	224.13	277.13	194.85	252.36	222.89	200.14	202.50	240.74	

Source: Bangladesh Bureau of Statistics

## CONSUMER PRICE INDEX: URBAN

(Base: 2005-06 = 100)

Period	General Index	Index by expenditure group							VII. Misc. Goods & Services	
		1. Food & Beverage	2. Non-Food	I. Clothing & Footwear	II. Fuel & Lighting	III. Household Equipment	IV. Medical Care & Health Expense	V. Transport & Communication		VI. Recreation, Entertainment
2012-13	<b>177.71</b>	<b>195.91</b>	<b>161.88</b>	170.39	153.55	211.03	151.15	157.53	139.06	176.96
2013-14	<b>191.73</b>	<b>214.85</b>	<b>171.61</b>	183.66	162.80	221.11	155.82	168.52	147.83	186.37
2014-15	<b>204.76</b>	<b>230.56</b>	<b>182.32</b>	197.93	172.33	223.53	169.80	190.26	150.95	194.16
2015-16	<b>219.31</b>	<b>245.66</b>	<b>196.39</b>	216.50	186.86	236.67	180.93	215.50	152.84	199.87
2016-17	<b>233.29</b>	<b>263.09</b>	<b>207.38</b>	224.66	201.60	246.87	185.05	229.59	158.93	206.45
2017-18	<b>247.17</b>	<b>283.19</b>	<b>215.83</b>	238.67	208.77	255.74	188.96	242.55	164.59	211.57
Jul.,17	<b>238.59</b>	<b>268.56</b>	<b>212.52</b>	227.59	208.43	250.59	186.33	237.82	163.67	207.67
Aug.17	<b>241.66</b>	<b>274.82</b>	<b>212.81</b>	229.17	207.36	251.20	186.51	238.89	163.96	210.23
Sep.17	<b>245.56</b>	<b>283.09</b>	<b>212.92</b>	229.34	207.46	251.28	186.64	238.97	164.05	210.33
Oct. 17	<b>246.56</b>	<b>285.03</b>	<b>213.09</b>	229.55	207.47	252.38	186.83	239.08	164.10	210.45
Nov.17	<b>246.21</b>	<b>283.37</b>	<b>213.89</b>	231.14	207.69	254.77	187.36	240.41	164.18	211.06
Dec.17	<b>246.57</b>	<b>283.44</b>	<b>214.50</b>	224.55	197.39	247.75	185.07	231.29	154.57	207.32
	<b>231.61</b>	<b>208.47</b>	<b>255.11</b>	188.58	240.71	164.38	212.03	232.33	163.25	207.40
Jan.,18	<b>249.31</b>	<b>286.72</b>	<b>216.77</b>	244.57	209.37	256.37	188.86	241.34	165.00	212.22
Feb.18	<b>249.42</b>	<b>286.55</b>	<b>217.12</b>	244.77	209.40	256.65	188.93	243.02	165.08	212.53
Mar.18	<b>250.28</b>	<b>287.79</b>	<b>217.65</b>	245.08	209.46	258.24	191.04	244.11	165.12	212.64
Apr.18	<b>250.67</b>	<b>288.18</b>	<b>218.05</b>	245.18	209.52	260.39	191.10	245.16	165.14	212.70
May.18	<b>249.83</b>	<b>285.30</b>	<b>218.98</b>	246.91	210.15	261.15	192.54	246.87	165.19	213.39
Jun.,18	<b>251.32</b>	<b>285.38</b>	<b>221.70</b>	259.16	210.41	260.72	192.82	254.23	165.21	213.61

Source: Bangladesh Bureau of Statistics

## WAGE RATE INDEX BY SECTORS: BANGLADESH

(Base: 2010-11=100)

Sector	2013-14	2014-15	2015-16	2016-17	2017-18	May,18	June, 18	July, 18
<b>General</b>	<b>118.82</b>	<b>124.69</b>	<b>132.81</b>	<b>141.46</b>	<b>150.59</b>	<b>153.70</b>	<b>154.44</b>	<b>155.15</b>
Percentage change (Point to Point)	5.50	4.94	6.52	6.50	6.46	6.37	6.31	6.49
Percentage change (over previous month)						0.20	0.48	0.46
<b>1. Agriculture</b>	<b>118.44</b>	<b>124.51</b>	<b>132.48</b>	<b>141.22</b>	<b>150.27</b>	<b>153.13</b>	<b>153.95</b>	<b>154.82</b>
Percentage change (Point to Point)	5.68	5.12	6.41	6.59	6.41	6.23	6.20	6.51
Percentage change(over previous month)						0.12	0.54	0.57
<b>i) Agriculture</b>	<b>118.40</b>	<b>124.46</b>	<b>132.44</b>	<b>141.19</b>	<b>150.23</b>	<b>153.08</b>	<b>153.91</b>	<b>154.78</b>
Percentage change (Point to Point)	5.64	5.12	6.42	6.60	6.40	6.26	6.21	6.52
Percentage change(over previous month)						0.12	0.54	0.57
<b>ii) Fish</b>	<b>120.81</b>	<b>126.85</b>	<b>134.59</b>	<b>143.19</b>	<b>152.63</b>	<b>155.64</b>	<b>156.22</b>	<b>156.81</b>
Percentage change (Point to Point)	7.97	5.00	6.12	6.37	6.61	5.99	5.89	6.03
Percentage change(over previous month)						0.28	0.37	0.38
<b>2. Industry</b>	<b>119.07</b>	<b>124.38</b>	<b>132.02</b>	<b>140.27</b>	<b>149.45</b>	<b>152.90</b>	<b>153.42</b>	<b>153.97</b>
Percentage change (Point to Point)	4.97	4.47	6.16	6.24	6.55	6.44	6.31	6.32
Percentage change(over previous month)						0.30	0.34	0.36
<b>i) Construction</b>	<b>119.93</b>	<b>124.84</b>	<b>129.97</b>	<b>137.43</b>	<b>145.32</b>	<b>148.18</b>	<b>148.64</b>	<b>149.14</b>
Percentage change (Point to Point)	4.56	4.09	4.18	5.37	5.75	5.35	5.26	5.28
Percentage change(over previous month)						0.27	0.31	0.34
<b>ii) Production</b>	<b>121.86</b>	<b>127.28</b>	<b>136.18</b>	<b>146.01</b>	<b>157.81</b>	<b>162.47</b>	<b>163.11</b>	<b>163.76</b>
Percentage change (Point to Point)	9.27	4.44	7.70	7.22	8.08	8.52	8.28	8.27
Percentage change(over previous month)						0.35	0.39	0.40
<b>3. Service</b>	<b>120.16</b>	<b>126.15</b>	<b>136.03</b>	<b>145.01</b>	<b>154.44</b>	<b>158.13</b>	<b>158.88</b>	<b>159.20</b>
Percentage change (Point to Point)	5.75	4.98	7.86	6.60	6.51	6.79	6.81	4.79
Percentage change(over previous month)						0.39	0.47	0.20

Source: Bangladesh Bureau of Statistics

## A Brief Profile of MCCI, Dhaka

Founded in 1904, the Metropolitan Chamber of Commerce and Industry, Dhaka (MCCI) is the oldest and the pre-eminent trade organization of Bangladesh. Its membership roll encompasses leading commercial and large industrial organizations of the country, including public sector corporations and local as well as multinational companies. Presently, almost all major enterprises of the manufacturing and service sector are among its members. The Chamber provides a wide range of professional services to its members.

The Chamber's services, developed over a long period, are comprehensive and cover specialized areas such as taxation, import-export, tariff and non-tariff measures, investment, WTO matters and other national and international economic and commercial concerns. The Chamber maintains a secretariat manned by professional staff. It offers secretarial services to the Bangladesh Employers' Federation (BEF), the lone national level organization of employers in the country dealing with industrial relations, occupational safety and health, workplace cooperation, skills development, labor law and other labor-related issues.

The Chamber's policy recommendations and inputs related to ongoing reforms have gained wide acceptance amongst government and policy makers. MCCI has earned recognition at home and abroad by offering services such as issuing certificates of origin, and, through conducting economic research and sector surveys, offering trade and investment facilitation services, legal services, information management and dissemination, and publications related to trade and commerce.

The Chamber is represented in many Advisory Councils as well as Committees formed by various ministries of the government of Bangladesh. MCCI also maintains effective working relations with development partners, e.g., the World Bank Group, Deutsche Gesellschaft für Internationale Zusammenarbeit (GIZ), the Asian Development Bank (ADB), Japan External Trade Organization (JETRO), Japan International Cooperation Agency (JICA), the Asia Foundation, etc. MCCI has a long history of joint collaboration. It interacts regularly with major international trade bodies and many private sector organizations located all over the world.